

Харьковский национальный университет имени В.Н. Каразина

Факультет международных экономических отношений
и туристического бизнеса

СТАТИСТИЧЕСКИЕ И ИЛЛЮСТРАЦИОННЫЕ МАТЕРИАЛЫ ПО СТРАНОВЕДЕНИЮ И ЭТНОЛОГИИ

Выпуск 1

Харьков 2016

УДК 911.3 : 390.1

Составитель:

Грицак Ю.П., к.г.н., доцент

Г60 Грицак Ю.П. Статистические и иллюстрационные материалы по страноведению и этнологии. Выпуск 1. – Харьков: ХНУ им. В.Н. Каразина, 2016. – 75 с.

УДК 911.3 : 390.1

В данный выпуск включены статистика о численности, языках, этническом и религиозном составе населения стран мира, фотороботы антропологических типов Европы, ряд базовых этнических карт.

Пособие предназначено для использования на лекциях и практических занятиях.

СОДЕРЖАНИЕ

Численность, разговорные языки, этнический и религиозный состав населения стран мира	5
Расовая классификация В. П. Алексеева	28
Классификация Э. Эйкштедта	30
Расы Европы по Э. Эйкштедту	31
Расы европейского континента	32
Альпинид	32
Альпиноид азиатский	32
Палеоатлантид	33
Атлантид	33
Атлантид северный	34
Атлантид-средиземноморский	34
Балтид	35
Балтид восточный	35
Балтид западный	36
Баскид	36
Берид	37
Борреби	37
Брюнн	38
Горид	38
Далофаелид	39
Динарид	39
Динаро-средиземноморский	40
Европид восточный	40
Кавказид	41
Карпатида	41
Кельто-нордик	42
Лаппид	42
Средиземноморский (средиземноморский) восточный	43
Средиземноморский (средиземноморский) изящный	43
Нордик	44
Нордик восточный	44
Нордокроманид	45
Норид	45
Понтид северный	46
Понтид	46
Страндид	47
Субнордик	47
Уралид	48
Туранид западный	48
Численность основных народов мира на 2010–2014 г.	49
Этнические карты	53
Языки народов мира	53
Языковые семьи мира	54
Официальные языки в мире	55
Алфавиты мира	56
Расы населения мира	57
Расы населения мира	58
Расы населения мира	59

Религии в мире.....	60
Исламский мир.....	61
Украинцы в Российской империи (по переписи 1897 г.).....	62
Сепаратизм в Европе.....	63
Лингвистическая карта Европы.....	65
Частота блондинов в Европе.....	66
Религии европейских стран.....	67
Этническая карта Балканского региона.....	68
Цыганское население в Европе.....	69
Этнолингвистические группы в Турции.....	69
Территория Курдистана.....	70
Этнорелигиозные группы в Сирии.....	70
Этнорелигиозные группы в Иране.....	71
Этнолингвистические группы в Афганистане.....	71
Основные племена в Афганистане.....	72
Основные лингвистические группы в Нигерии.....	72
Основные этнические группы в Центральной Азии.....	73
Этнический состав населения США.....	74

ЧИСЛЕННОСТЬ, РАЗГОВОРНЫЕ ЯЗЫКИ, ЭТНИЧЕСКИЙ И РЕЛИГИОЗНЫЙ СОСТАВ НАСЕЛЕНИЯ СТРАН МИРА

(по последним опубликованным данным)

[<http://www.nationmaster.com/country-info/stats/People/Ethnic-groups>]

Country	Тыс. чел. 2014 г.	Languages	%	Ethnic Groups	%	Religions	%
Afghanistan	31823	Pashto*	52	Pashtun	52	Muslim (Sunni)	74
		Dari* (Persian)	32	Tajik (Dari)	20	Muslim (Shi'a)	15
		Uzbek	9	Uzbek	9	Other	11
		Turkmen	2	Hazara (Dari)	9		
		Baluchi	1	Chahar Aimak	3		
		Pashayi	1	Turkmen	2		
		Other	3	Baluchi	1		
				Other	4		
Albania	3020	Albanian*	98	Albanian	97	Nonreligious	74
		Greek	2	Greek	2	Muslim	21
				Other	1	Christian	5
Algeria	38814	Arabic*	83	Arab	82	Muslim (Sunni)	99
		Kabyle	8	Berber	17	Other	1
		Tamazight	5	European & other	1		
		Rif	2				
		Berber, other	2				
American Samoa	55	Samoan*	90	Samoan	90	Congregational	56
		English*	3	Tongan	2	Other	44
		Other	7	White	2		
				Other	6		
Andorra	85	Spanish	56	Spanish	55	Roman Catholic	100
		Catalan*	28	Andorran	28		
		French	8	French	7		
		Other	8	Portuguese	4		
				British	2		
				Other	4		
Angola	19088	Ovimbundu	37	Ovimbundu	37	Christian	90
		Kimbundu	22	Kimbundu	23	Trad. Beliefs	9
		Kongo	13	Bakongo	13	Other	1
		Luimbi	5	Lumbe	5		
		Nyaneka	5	Humbe & Nyaneka	5		
		Chokwe	4	Chokwe	4		
		Luvale (Lwena)	4	Luena	3		
		Luchazi	2	Luchasi	2		
		Kwanyama (Ambo)	2	Ambo	2		
		Portuguese*	--	Lunda	1		
		Other	6	Mbunda	1		
				European & other	4		
Antigua & Barbuda	91	Creole English	96	Black	94	Anglican	45
		English*	--	Mulatto	4	Protestant	42
		Other	4	White	1	Roman Catholic	10
				Other	1	Other	3
Argentina	43024	Spanish*	96	European	85	Catholic	93
		Italian	2	Amerind/Mestizo	15	Protestant	2
		Amerindian	1			Jewish	1
		Other	1			Other	4
Armenia	3061	Armenian*	90	Armenian	90	Armenian Apostolic	A
		Azerbaijani	5	Azerbaijani	5	Armenian Catholic	B
		Russian	3	Russian	2	Nonreligious	B
		Other	2	Kurdish	2		
				Other	1		
Aruba	111	Papiamentu	86	Mixed	80	Roman Catholic	89
		Dutch*	--	Other	20	Other	11
		Other	14				

Country	Тыс. чел. 2014 г.	Languages	%	Ethnic Groups	%	Religions	%
Australia	22508	English*	89	White	94	Anglican	26
		Italian	2	Asian	2	Roman Catholic	26
		Aboriginal	1	Aborigine	1	Nonreligious	11
		Other	8	Other	3	Protestant, other	6
						Orthodox	6
						Uniting Church	5
						Presbyterian	4
						Methodist	3
						Other	13
Austria	8223	German*	99	Austrian	96	Roman Catholic	84
		Other	1	Yugoslav	2	Protestant	6
				Turkish	1	Atheist	6
				Other	1	Other	4
Azerbaijan	9686	Azerbaijani*	78	Azerbaijani	78	Muslim	93
		Russian	12	Russian	8	Orthodox	5
		Armenian	6	Armenian	8	Nonreligious	2
		Lezgin	3	Lezgin	3		
		Other	1	Avar	1		
				Jewish	--		
				Tatar	--		
				Other	2		
Bahamas	322	Creole English	85	Black	72	Protestant	55
		Creole French	15	Mixed	14	Anglican	20
		English*	--	White	13	Roman Catholic	19
				Other	1	Other	6
Bahrain	1314	Arabic*	80	Bahraini	68	Muslim (Shi'a)	50
		Farsi	12	Asian	25	Muslim (Sunni)	40
		Urdu	5	Arab, other	4	Christian	7
		Other	3	European	2	Hindu	2
				Other	1	Other	1
Bangladesh	166281	Bengali*	98	Bengali	98	Muslim	87
		Assamese	1	Bihari	1	Hindu	12
		Other	1	Tribal	1	Other	1
Barbados	290	English, Bajan	90	Black	92	Anglican	40
		English*	8	White	3	Protestant	25
		Other	2	Mulatto	3	Roman Catholic	4
				Other	2	Other	31
Belarus	9608	Belorussian*	70	Belorussian	79	Nonreligious	50
		Russian	28	Russian	12	Orthodox	40
		Ukrainian	1	Polish	4	Roman Catholic	7
		Polish & other	1	Ukrainian	2	Protestant, other	3
				Jewish	2		
				Other	1		
Belgium	10449	Dutch* (Flemish)	58	Belgian	91	Roman Catholic	90
		French* (Walloon)	39	Italian	3	Muslim	3
		German	1	Moroccan	1	Secular	7
		Other	2	French	1		
				Dutch	1		
				Turkish	1		
				Other	2		
Belize	341	Creole English	60	Creole	40	Roman Catholic	62
		Spanish	25	Mestizo	33	Anglican	12
		Kekchi	8	Maya	10	Trad. Beliefs	3
		Garifuna (Carib)	7	Garifuna	8	Baha'i	1
		English*	--	White	4	Other	22
				Indian	2		
				Other	3		
Bermuda	70	English*	93	Black	61	Anglican	37
		Other	7	White	37	Methodist	17
				Other	2	Roman Catholic	14
						Other	32

Country	Тыс. чел. 2014 г.	Languages	%	Ethnic Groups	%	Religions	%
Benin	10161	Fon-gbe	26	Fon	66	Trad. Beliefs	61
		Yoruba	14	Bariba	10	Roman Catholic	19
		Bariba	13	Yoruba	9	Muslim	15
		Gun-gbe	12	Somba	5	Other	5
		Aja-gbe	11	Fulani	4		
		Ayizo-gbe	8	Other	6		
		Ditamari (Somba)	5				
		Tem	4				
		Fulani	2				
		Dendi	2				
		French*	--				
		Other	3				
Bhutan	734	Dzongkha*	30	Bhutia	63	Buddhist	70
		Kebumtamp	25	Gurung	16	Hindu	25
		Sarchagpakha	25	Assamese	13	Other	5
		Nepali	19	Other	8		
		Lepcha	1				
Bolivia	10631	Quechua*	37	Mestizo	31	Roman Catholic	92
		Spanish*	35	Quechua	25	Other	8
		Aymara*	24	Aymara	17		
		Other	4	White	15		
				Other	12		
Bosnia & Herzegovina	3872	Serbo-Croatian*	97	Bosnian	44	Muslim	40
		Other	3	Serbian	30	Orthodox	31
				Croatian	13	Roman Catholic	15
				Other	13	Other	14
Botswana	2156	Tswana	75	Batswana	76	Trad. Beliefs	50
		Shona	12	Shona	12	Christian	50
		Khoisan	6	Bushman	3		
		English*	--	Hottentot	3		
		Other	7	Ndebele	1		
				Other	5		
Brazil	202657	Portuguese*	97	White	53	Roman Catholic	88
		Amerind	1	Mulatto	22	Protestant	6
		Other	2	Mestizo	12	Afro-Amer. Spirit.	2
				Black	11	Spiritist	2
				Japanese	1	Atheist	1
				Other	1	Other	1
Brunei	423	Malay*	50	Malay	69	Muslim	63
		Brunei	19	Chinese	18	Buddhist	14
		Chinese	13	Indian & other	8	Christian	10
		English	3	Indigenous, other	5	Other	13
		Other	15				
Bulgaria	6925	Bulgarian*	85	Bulgarian	85	Atheist	65
		Turkish	8	Turkish	8	Orthodox (Bulg.)	27
		Romani	3	Gypsy	3	Muslim	7
		Other	4	Other	4	Other	1
Burkina Faso	18365	Mossi	48	Mossi	48	Trad. Beliefs	45
		Dagaari & Lobi	7	Mande	9	Muslim	43
		Dyula & Marka	7	Fulani	8	Christian	12
		Bobo & Bwamu	7	Lobi	7		
		Senoufo	6	Bobo	7		
		Bissa	5	Senoufo	5		
		Gourma	5	Grosi	5		
		French*	--	Gurma	5		
		Other	15	Tuareg	3		
				Other	3		

Country	Тыс. чел. 2014 г.	Languages	%	Ethnic Groups	%	Religions	%
Burundi	10396	Rundi	97	Hutu	82	Roman Catholic	78
		French*	--	Tutsi	14	Trad. Beliefs	13
		Swahili	--	Rundi	2	Protestant	5
		Other	3	Twa	2	Muslim	4
Cambodia	15458	Khmer*	80	Khmer (Cambodian)	88	Buddhist	88
		Kuy	9	Chinese	5	Other	12
		Chinese, Mandarin	4	Vietnamese	5		
		Vietnamese	4	Other	2		
		Cham	2				
		Other	1				
Cameroon	23131	Beti	9	Fang	20	Roman Catholic	35
		Fulani	7	Bamileke & Bamum	19	Muslim	22
		Yemba-Nwe	4	Duala, Landa, Basa	15	Trad. Beliefs	22
		Ghomala	3	Fulani	10	Protestant	18
		Basaa	2	Tikar	7	Other	3
		Bamun	2	Mandara	6		
		Cameroons Pidgin	--	Maka	5		
		French*	--	Chamba	2		
		English*	--	Mbum	1		
		Other	73	Hausa	1		
				Other	14		
Canada	34835	English*	62	British	40	Roman Catholic	47
		French*	25	French	27	Protestant	29
		German	2	European, other	20	Anglican	10
		Italian	2	Asian	2	Nonreligious	7
		Chinese	1	Amerind & Eskimo	2	Orthodox	1
		Portuguese	1	Other	9	Jewish	1
		Amerindian	1			Other	5
		Other	6				
Cape Verde	539	Crioulo	70	Mixed	71	Roman Catholic	98
		Mandyak	30	Black	28	Protestant	2
		Portuguese*	--	White	1		
Cayman islands	55	English*	100	White	40	Presbyterian	36
				Black	40	Church of God	24
				Mixed	20	Other	40
Central African Republic (CAR)	5278	Banda	47	Banda	29	Protestant	49
		Gbaya	27	Gbaya	25	Roman Catholic	25
		Sango	7	Ngbandi	11	Muslim	14
		Manja	5	Azande	10	Trad. Beliefs	12
		French*	--	Sara	7		
		Other	14	Mbaka	4		
				Mbum	4		
				Kare	2		
				Other	8		
Chad	11412	Arabic*	30	Bagirmi, Sara	31	Muslim	44
		Ngambai	12	Arab, Sudanic	26	Christian	33
		Teda	3	Teda (Tubu)	7	Trad. Beliefs	23
		Hausa	2	Mbum	7		
		Kanuri	2	Masalit, Maba	6		
		Marba	2	Tama	6		
		Mosi	2	Mubi	4		
		Sara	--	Kanuri	2		
		French*	--	Hausa	2		
		Other	47	Masa	2		
				Kotoko	2		
				Other	5		

Country	Тыс. чел. 2014 г.	Languages	%	Ethnic Groups	%	Religions	%
Chile	17364	Spanish*	92	Mestizo	92	Roman Catholic	81
		Mapudungun	4	Araucanian	7	Other	19
		Other	4	Amerind, other	1		
China	1355693	Chinese*, Mandarin	67	Han (Chinese)	94	Nonreligious	71
		Chinese, Wu	8	Chuang	1	Chinese Folk	20
		Chinese, Yue	5	Hui & Vighur	1	Buddhist	6
		Chinese, Xiang	4	Yi & Miao	1	Muslim	2
		Chinese, Min	4	Manchu & Tibeta	1	Other	1
		Chinese, Hakka	3	Other	2		
		Chinese, Gan	2				
		Zhang	1				
		Other	6				
Colombia	46245	Spanish*	99	Mestizo	58	Roman Catholic	95
		Amerindian	--	White	20	Other	5
		Other	1	Mulatto	14		
				Black	4		
				Black-Amerind	3		
				Amerind	1		
Comoros	767	Swahili, Comorian	100	Comorian	97	Muslim (Sunni)	100
		Arabic*	--	Makua	2		
		French*	--	Other	1		
		Malagasy	--				
Congo (Zaire) Democratic Republic	77434	Luba	7	Luba	18	Roman Catholic	48
		Kongo	6	Kongo	16	Protestant	29
		Swahili	4	Mongo	14	Christian, African	17
		Lingala	2	Rwanda	10	Trad. Beliefs	4
		French*	--	Azande	6	Other	2
		Other	81	Bangi & Ngale	6		
				Rundi	4		
				Teke	3		
				Boa	2		
				Chokwe	2		
				Lugbara	2		
				Banda	1		
				Konzo	1		
				Other	15		
Congo Republic	4662	Kongo	47	Kongo	52	Roman Catholic	54
		Teke	20	Teke	17	Protestant	24
		Mbosi	11	Mbochi	12	Trad. Beliefs	19
		Mbere	7	Mbete	5	Muslim	3
		Munukutuba	--	Punu	3		
		French*	--	Sanga	3		
		Other	15	Maka	2		
				Pygmy	1		
				Other	5		
Costa Rica	4755	Spanish*	97	European	87	Roman Catholic	88
		Creole English	2	Mestizo	7	Other	12
		Chibchan	1	Black & Mulatto	2		
				Chinese	2		
				Other	2		
Cote d'Ivoire	22849	Baule	24	Akan	41	Trad. Beliefs	60
		Malinke-Dyula	11	Kru	17	Muslim	20
		Senoufo	10	Voltaic	16	Roman Catholic	15
		Dan	7	Malinke	15	Protestant	5
		Anyin	6	Mande, Southern	10		
		Bete	6	Other	1		
		Attie	4				
		Kweni (Guro)	4				
		Guere	4				
		Dida	2				
		Kulango	2				

Country	Тыс. чел. 2014 г.	Languages	%	Ethnic Groups	%	Religions	%
Cote d'Ivoire		Abe	1				
		Ebrie	1				
		French*	--				
		Other	18				
Croatia	4471	Serbo-Croatian*	95	Croatian	90	Roman Catholic	86
		Other	5	Serbian	4	Nonreligious	5
				Other	6	Orthodox	4
						Muslim	2
						Other	3
Cuba	11047	Spanish*	100	White	66	Nonreligious	55
				Mulatto	22	Roman Catholic	40
				Black	12	Other	5
				Chinese	--		
Cyprus	1172	Greek*	73	Greek	77	Orthodox (Greek)	73
		Turkish*	23	Turkish	22	Muslim	23
		Arabic	--	Other	1	Other	4
		Armenian	--				
		Other	4				
Czechia	10627	Czech*	95	Czech	95	Roman Catholic	62
		Slovak*	2	Slovak	2	Atheist	35
		Ukrainian	1	Ukrainian	1	Protestant	1
		Other	2	Other	2	Other	2
Denmark	5569	Danish*	97	Danish	97	Lutheran, Evang.	91
		Faroese	1	Other	3	Christian, other	2
		Other	2			Other	7
Djibouti	810	Issa (Somali)	47	Issa	47	Muslim (Sunni)	94
		Afar	37	Afar	38	Christian	6
		Arabic*	12	Arab	6		
		French*	4	Other	9		
Dominica	73	Creole French	100	Black	91	Roman Catholic	77
		English*	--	Mixed	6	Other	23
				Amerind	2		
				Other	1		
Dominican Republic	10350	Spanish*	98	Mulatto	73	Roman Catholic	92
		Creole French	2	White	16	Other	8
				Black	11		
Ecuador	15654	Spanish*	93	Quechua	50	Roman Catholic	94
		Quechua	7	Mestizo	40	Other	6
				White	9		
				Amerind	1		
Egypt	86895	Arabic*	99	Egyptian	99	Muslim (Sunni)	94
		Egyptian	--	Other	1	Other	6
		Coptic	--				
		Other	1				
El Salvador	6126	Spanish*	100	Mestizo	94	Roman Catholic	93
				Amerind	5	Other	7
				White	1		
Equatorial Guinea	722	Fang	75	Fang	72	Roman Catholic	82
		Krio	10	Bubi	15	Other	18
		Bubi	5	Duala	3		
		Ngumba	2	Ibibio	1		
		Spanish*	--	Maka	1		
		Other	8	Other	8		
Estonia	1258	Estonian*	65	Estonian	65	Nonreligious	54
		Russian	32	Russian	28	Orthodox	16
		Ukrainian	1	Ukrainian	2	Lutheran	12
		Other	2	Belorussian	2	Roman Catholic	2
				Jewish	--	Other	17
				Other	3		

Country	Тыс. чел. 2014 г.	Languages	%	Ethnic Groups	%	Religions	%
Eritrea	6381	Tigrinya	48	Tigrinya	50	Muslim (Sunni)	50
		Tigre	40	Tigre	40	Orthodox (Eth.)	30
		Afar	4	Afar	4	Protestant	13
		Saho	3	Saho	3	Roman Catholic	5
		Other	5	Other	3	Other	2
Ethiopia	96633	Amharic*	34	Oromo ("Galla")	32	Orthodox (Eth.)	51
		Oromo	28	Amhara	30	Muslim (Sunni)	32
		Tigrinya	13	Tigrai	6	Protestant	10
		Welamo	4	Somali	6	Trad. Beliefs	95
		Somali	4	Gurage	4	Other	2
		Sidamo	3	Sidamo	4		
		Hadiyya	3	Ometo	3		
		Gurage	2	Wollaita	2		
		Gedeo	1	Other	13		
		Other	8				
Falkland Islands	3	English*	100	British	100	Anglican	50
						Other	50
Fiji	903	Hindi	49	Indian	49	Christian	53
		Fijian	46	Fijian	46	Hindu	38
		Rotuman	1	Other	5	Muslim	8
		English*	--			Other	1
		Other	4				
Finland	5269	Finnish*	94	Finnish	93	Lutheran, Evang	89
		Swedish*	6	Swedish	6	Other	11
		Lapp	--	Other	1		
France	66259	French*	87	French	87	Roman Catholic	77
		Basque	7	Arab	3	Nonreligious	15
		Provençal	3	German	2	Muslim	3
		German, Alsatia	2	Breton	1	Other	5
		Breton	1	Other	7		
French Guiana	70	Creole French	90	Guianese Creole	43	Roman Catholic	74
		Amerindian	3	Guiana Chinese	14	Other	26
		French*	--	French	11		
		Other	7	Haitian	8		
				West Indian, other	6		
				Bush Negro	5		
				Brazilian	5		
				Amerind	4		
				Other	4		
French Polynesia	280	Tahitian	69	Polynesian	69	Protestant	47
		French*	9	European	11	Roman Catholic	39
		Tuamotuan	9	Polynesian-European	10	Mormon	5
		Austral	5	Chinese	5	Other	9
		Marquesan	5	Polynesian-Chinese	4		
		Other	3	Other	1		
Gabon	1673	Fang	29	Fang	36	Roman Catholic	65
		Sira-Punu	19	Mpongwe	15	Protestant	19
		Mbere	15	Mbete	14	Other	16
		French*	6	Punu	12		
		Myene	5	Other	23		
		Other	26				
Gambia	1926	Mandinka	40	Malinke	40	Muslim	95
		Fulani	13	Fulani	19	Other	5
		Wolof	12	Wolof	15		
		Tukolor	8	Dyola	10		
		English*	--	Soninke	8		
		Other	27	Other	8		
Georgia	4936	Georgian*	69	Georgian	69	Orthodox	84
		Russian	11	Armenian	9	Muslim	10
		Armenian	7	Russian	7	Protestant	4
		Abkhaz	2	Azerbaijani	5	Roman Catholic	1

Country	Тыс. чел. 2014 г.	Languages	%	Ethnic Groups	%	Religions	%
Georgia		Other	11	Ossete Greek Abkhaz Ukrainian Jewish Kurdish Other	3 2 2 1 1 -- 1	Nonreligious	1
Germany	80997	German* Turkish & other	98 2	German Turkish Yugoslav Italian Other	92 2 1 1 4	Protestant Roman Catholic Unaffiliated Muslim Christian, other	34 34 27 4 1
Ghana	25758	Akan Ewe Dagbanli Dagaare-Wali Adangme Ga Nzema Gonja Kasem English* Other	44 13 4 4 3 3 2 1 1 -- 25	Akan Mossi Ewe Ga-Adangme Gurma Yoruba Other	52 16 12 8 3 1 8	Christian Trad. Beliefs Muslim	63 21 16
Greece	10776	Greek* Macedonian Turkish Albanian Other	95 2 1 1 1	Greek Macedonian Turkish Other	95 2 1 2	Orthodox (Greek) Muslim Other	98 1 1
Greenland	58	Greenlandic* Danish*	86 14	Greenlandic Other	82 18	Lutheran, Evang Other	98 2
Grenada	110	Creole English English* Other	97 -- 3	Black Mixed Indian White	84 12 3 1	Roman Catholic Anglican Other	64 21 15
Guadeloupe	171	Creole French French*	100 --	Mulatto Black Mestizo White Other	77 10 10 2 1	Roman Catholic Other	91 9
Guam	161	Chamorro English* Tagalog Japanese Other	50 25 20 2 3	Chamorro Filipino German Korean Japanese Micronesian, other	42 21 2 2 2 31	Roman Catholic Protestant Baha'i Other	80 16 1 3
Guatemala	14647	Spanish* Quiche Cakchiquel Mam Kekchi Mayan, other	66 13 6 4 4 7	Amerind Ladino White & Black	55 42 3	Roman Catholic Protestant	75 25
Guinea	11474	Fulani (Pular) Maninka Susu Kissi Kpelle Toma French* Other	40 25 10 6 6 3 -- 10	Fulani Malinke Susu Kissi Kpelle Other	39 23 10 6 5 17	Muslim Trad. Beliefs Other	85 5 10

Country	Тыс. чел. 2014 г.	Languages	%	Ethnic Groups	%	Religions	%
Guinea-Bissau	1693	Balanta	30	Balante	27	Trad. Beliefs	65
		Fulani	20	Fulani	23	Muslim	30
		Mandjak	14	Malinke	12	Christian	5
		Mandinka	12	Mandjako	11		
		Papel	7	Pepel	10		
		Mankanya	3	Other	17		
		Portuguese*	--				
		Other	14				
Guyana	736	Creole English	78	Indian	51	Hindu	37
		Carib Languages	1	Black	29	Protestant	16
		English*	--	Mulatto	13	Anglican	14
		Hindi & other	21	Amerind	4	Muslim	9
				Other	3	Other	24
Haiti	9997	Creole French	99	Black	95	Roman Catholic	80
		French*	1	Mulatto	5	Baptist	10
Honduras	8599					Voodoo & other	10
		Spanish*	97	Mestizo	90		94
		Black Carib	2	Black	5		6
		English & other	1	Amerind	4		
				White	1		
Hong Kong	7113	Chinese*, Yue	98	Chinese	97	Buddhist	74
		English*	2	Other	3	Christian	8
						Other	18
Hungary	9919	Hungarian*	98	Magyar	97	Roman Catholic	49
		Romani & other	2	German	2	Calvinist	19
				Gypsy & other	1	Lutheran	5
						Uniate	5
						Jewish	1
						Other	21
Iceland	317	Icelandic*	100	Icelander	97	Lutheran, Evang	93
				Other	3	Other	7
India	1236345	Hindi*	28	Indo-Aryan	72	Hindu	83
		Telugu*	8	Dravidian	25	Muslim	11
		Bengali*	8	Mongoloid & other	3	Christian	2
		Marathi*	8			Sikh	2
		Tamil*	7			Buddhist & other	2
		Urdu*	5				
		Gujarati*	5				
		Kannada*	4				
		Malayalam*	4				
		Oriya*	4				
		Punjabi*	3				
		Assamese*	2				
		Santali	1				
		Kashmiri*, Sindhi*	1				
		Sanskrit*	--				
		English*	--				
		Other	12				
Indonesia	253610	Javanese	42	Javanese	40	Muslim	87
		Sundanese	15	Sundanese	15	Protestant	6
		Malay	6	Madurese	8	Roman Catholic	3
		Madurese	5	Malay, Coastal	8	Hindu	2
		Minangkabau	4	Other	29	Buddhist	1
		Indonesian*	4			Other	1
		Batak	3				
		Balinese	2				
		Chinese	2				
		Acehnese	1				
		Other	16				

Country	Тыс. чел. 2014 г.	Languages	%	Ethnic Groups	%	Religions	%
Iran	80841	Farsi* (Persian)	50	Persian	46	Muslim (Shi'a)	91
		Azerbaijani	17	Azerbaijani	17	Muslim (Sunni)	8
		Kurdish	8	Kurd	9	Baha'i & other	1
		Luri	7	Gilaki	5		
		Mazanderani	5	Luri	4		
		Gilaki	4	Manzandarani	4		
		Baluchi	2	Baluchi	2		
		Turkmen	2	Arab	2		
		Arabic	1	Bakhtiari	2		
		Armenian	1	Turkmen	2		
		Other	3	Other	7		
Iraq	32586	Arabic*	78	Arab	77	Muslim (Shi'a)	62
		Kurdish	18	Kurd	19	Muslim (Sunni)	35
		Turkmen	1	Turkmen	1	Christian & other	3
		Assyrian	1	Persian	1		
		Turkish	1	Assyrian	1		
		Akkadian	--	Other	1		
		Sumerian	--				
		Other	1				
Ireland	4833	English*	95	Irish	94	Roman Catholic	93
		Irish*	5	Other	6	Anglican	4
						Other	3
Israel	7822	Hebrew*	69	Jewish	83	Jewish	82
		Arabic*	18	Arab & other	17	Muslim	13
		Yiddish	2			Christian	2
		Russian	2			Druze & other	3
		Romanian	2				
		Other	7				
Italy	61680	Italian*	94	Italian	98	Roman Catholic	83
		Sardinian	2	Other	2	Nonreligious	14
		Rhaetian	1			Atheist	3
		Latin	--			Other	--
		Etruscan	--				
		Other	3				
Jamaica	2930	Creole English	70	Black	76	Protestant	48
		English*	27	Afro-European	15	Anglican	7
		Hindi & other	3	Indian & Afro-Ind.	4	Roman Catholic	5
				White	3	Other	40
				Other	2		
Japan	127103	Japanese*	99	Japanese	99	Shinto/Buddhist	87
		Ainu	--	Other	1	Christian	1
		Other	1			Other	12
Jordan	7930	Arabic*	98	Arab	98	Muslim (Sunni)	93
		Circassian	1	Circassian	1	Other	7
		Other	1	Other	1		
Kazakhstan	17949	Russian	50	Russian	41	Muslim	70
		Kazakh*	36	Kazakh	36	Orthodox	23
		German	4	Ukrainian	6	Protestant	1
		Ukrainian	3	Other	17	Roman Catholic	1
		Other	7			Nonreligious	5
Kenya	45010	Kikuyu	20	Kikuyu	21	Roman Catholic	26
		Luo	14	Luhya	14	Protestant	19
		Luyia	13	Luo	13	Trad. Beliefs	19
		Kamba	11	Kamba	11	Christian, African	18
		Kalenjin	11	Kalenjin	11	Anglican	7
		Gusii	7	Other	30	Muslim	6
		Meru	5			Other	5
		Swahili*	1				
		English	--				
		Other	18				

Country	Тыс. чел. 2014 г.	Languages	%	Ethnic Groups	%	Religions	%
Kiribati	104	Ikiribati	97	Gilbertese	96	Roman Catholic	53
		English*	3	Mixed	3	Congregational	40
				Other	1	Baha'i	5
						Other	2
Kosovo	1859	Albanian	92	Albanian	92	Muslim	
		Serbian	6	Serbian	5	Roman Catholic	
		Other	2	Other	3	Orthodox	
						Other	
Korea North	24852	Korean*	100	Korean	100	Atheist	68
						Trad. Beliefs	16
						Ch'ondogyo	14
						Other	2
Korea South		Korean*	100	Korean	100	Buddhist	36
						Confucian	24
						Protestant	23
						Roman Catholic	5
						Wonbulgyo	3
						Ch'ondogyo	2
						Other	7
Kuwait	2743	Arabic*	85	Kuwaiti	40	Muslim (Sunni)	45
		Other	15	Arab, other	38	Muslim (Shi'a)	30
				Asian	21	Muslim, other	10
				Other	1	Other	15
Kyrgyzstan	5604	Kyrgyz*	48	Kyrgyz	48	Muslim	75
		Russian	30	Russian	26	Orthodox	20
		Uzbek	13	Uzbek	12	Nonreligious	5
		Other	9	Ukrainian	3		
				Tatar	2		
				Uighur	1		
				Kazakh	1		
				Tajik	--		
				Other	7		
Laos	6804	Lao*	79	Lao	67	Buddhist	58
		Khmu	8	Palaung-Wa	12	Trad. Beliefs	34
		Hmong	3	Tai	8	Other	8
		Phu Thai	3	Miao (Hmong), Man	5		
		Other	7	Mon-Khmer	5		
				Other	3		
Latvia	2165	Latvian*	54	Latvian	54	Lutheran	20
		Russian	40	Russian	33	Roman Catholic	23
		Other	6	Belorussian	4	Orthodox	15
				Polish	3	Nonreligious	42
				Ukrainian	3		
				Lithuanian	1		
				Jewish	1		
				Other	1		
Lebanon	5883	Arabic*	93	Arab, Lebanese	83	Muslim (Shi'a)	32
		Armenian	6	Arab, Palestinian	10	Maronite	24
		Aramaic, Western	--	Armenian	5	Muslim (Sunni)	21
		French	--	Other	2	Druze	7
		Other	1			Other	16
Lesotho	1942	Sotho*, South	85	Sotho	99	Roman Catholic	44
		Zulu	15	Other	1	Protestant	30
		English*	--			Other	26
Liberia	4092	Kpelle	23	Kpelle	19	Christian	68
		Bassa	16	Bassa	14	Traditional	18
		Grebo-Krahn	15	Grebo	9	Muslim	14
		Klao	7	Gio	8		
		Loma	7	Kru	7		
		Dan	6	Mano	7		
		Mano	5	Other	36		

Country	Тыс. чел. 2014 г.	Languages	%	Ethnic Groups	%	Religions	%
Liberia		Gola	5				
		English*	--				
		Other	16				
Libya	6244	Arabic*	95	Arab & Berber	89	Muslim (Sunni)	97
		Tuareg	3	Other	11	Other	3
		Other	2				
Liechtenstein	37	German*	100	Liechtensteiner	64	Roman Catholic	87
				Swiss	16	Protestant	9
				Austrian	8	Other	4
				German	4		
				Other	8		
Lithuania	3506	Lithuanian*	80	Lithuanian	80	Roman Catholic	77
		Russian	11	Russian	9	Orthodox	4
		Polish	6	Polish	7	Lutheran, Evang.	2
		Belorussian	1	Belorussian	2	Nonreligious	6
		Ukrainian	1	Ukrainian	1	Other	11
		Other	1	Jewish	--		
				Other	1		
Luxembourg	521	Letzeburgish*	100	Luxemburger	70	Roman Catholic	93
		German*	--	Portuguese	9	Other	7
		French*	--	Italian	6		
				French	4		
				German	3		
				Other	8		
Macau	588	Chinese, Yue	99	Chinese	95	Nonreligious	46
		Portuguese*	1	Portuguese	3	Buddhist	45
				English	1	Roman Catholic	6
				Other	1	Other	3
Macedonia	2092	Macedonian		Macedonian	64	Orthodox	65
		Albanian		Albanian	25	Muslim	33
				Turkish	4	Other	2
				Gypsy	3		
				Serbian	2		
				Bosnian	1		
				Other	1		
Madagascar	23202	Malagasy	99	Merina	27	Trad. Beliefs	47
		French*	--	Betsimisaraka	15	Roman Catholic	28
		Other	1	Betsileo	12	Protestant	22
				Tsimihety	7	Muslim	3
				Sakalava	6		
				Antandroy	5		
				Malagasy, other	27		
				Other	1		
Malawi	17377	Chewa*	50	Maravi	58	Christian	65
		Lomwe	15	Lomwe	18	Trad. Beliefs	19
		Yao	14	Yao	13	Muslim	16
		Tumbuka	9	Ngoni	7		
		English*	--	Other	4		
		Other	12				
Malaysia	30073	Malay*	47	Malay	61	Muslim	53
		Chinese, Min	14	Chinese	30	Buddhist	17
		Chinese, Hakka	6	Indian	8	Chinese Folk	12
		Chinese, Yue	5	Other	1	Hindu	7
		Chinese, Mandarin	3			Christian	6
		Buginese	3			Other	5
		Sea Dayak	2				
		Javanese	2				
		Minangkabau	2				
		Tamil	2				
		Other	14				

Country	Тыс. чел. 2014 г.	Languages	%	Ethnic Groups	%	Religions	%
Maldives	394	Divehi*	100	Sinhalese Dravidian Arab & Black	40 30 30	Muslim (Sunni)	100
Mali	16456	Bambara Fulani Senoufo Soninke Songhai Dogon Bwamu Arabic Tamasheq French* Other	38 14 9 9 6 5 2 1 1 -- 15	Bambara Fulani Senoufo Soninke Tuareg Songhai Malinke Dogon Dyula Bobo Arab Other	32 14 12 9 7 7 7 4 3 2 1 2	Muslim Trad. Beliefs Christian	90 9 1
Malta	413	Maltese* English* Italian	96 2 2	Maltese British Other	96 2 2	Roman Catholic Other	97 3
Martinique	175	Creole French French*	100 --	Mulatto French Indian Other	94 2 2 2	Roman Catholic Other	88 12
Mauritania	3517	Arabic* Wolof Tukolor Soninke Zenaga French* Other	80 7 6 3 1 -- 3	Moor Wolof Tukolor Soninke Fulani Other	82 7 5 3 1 2	Muslim (Sunni) Other	99 1
Mauritius	1331	Creole French Bhojpuri Hindi French Tamil Urdu Telugu English* Other	54 20 11 4 4 2 2 -- 3	Creole Indian European Chinese Other	55 39 4 1 1	Hindu Roman Catholic Muslim Other	53 25 13 9
Mexico	120287	Spanish* Nahautl Yucatec Amerindian, other	91 2 1 6	Mestizo Amerind White Other	55 29 15 1	Roman Catholic Protestant Nonreligious Other	93 3 3 1
Moldova	3583	Moldovan* Russian Ukrainian Other	62 22 10 6	Moldovan Ukrainian Russian Gypsy Bulgarian Jewish Belorussian Other	64 14 13 4 2 2 -- 1	Orthodox Roman Catholic Nonreligious Protestant Other	93 1 1 1 4
Monaco	31	French* Italian Provencal Other	58 17 15 10	French Monegasque Italian Other	47 16 16 21	Roman Catholic Other	90 10
Mongolia	2953	Mongolian* Kazakh Buriat Tuvин	90 7 2 1	Mongol, Khalkha Kazakh Mongol, Dorbed Bayad Mongol, Buryat Mongol, Dariganga Other	78 5 3 2 2 2 8	Atheist Trad. Beliefs Other	65 31 4

Country	Тыс. чел. 2014 г.	Languages	%	Ethnic Groups	%	Religions	%
Montenegro (Chernogoria)	650	Serbo-Croatian*	64	Montenegrin	43	Orthodox	72
		Montenegrin	22	Serbian	32	Muslim	19
		Bosnian	6	Bosnian	12	Roman Catholic	3
		Albanian	5	Albanian	5	Nonreligious	2
		Other	3	Croatian	1		
				Other	7	Other	4
Morocco	32987	Arabic*	65	Arab & Berber	99	Muslim (Sunni)	99
		Shilh	15	Other	1	Other	1
		Tamazight	15				
		Rif	4				
		Other	1				
Mozambique	24692	Makua	38	Makua	47	Trad. Beliefs	48
		Tsonga	24	Tsonga	23	Roman Catholic	31
		Sena	10	Malawi	12	Muslim	13
		Shona	10	Shona	11	Other	8
		Swahili	6	Yao	4		
		Chopi	5	Other	3		
		Chewa	3				
		Yao	2				
		Makonde	1				
		Portuguese*	--				
		Other	1				
Myanmar (Burma)	55746	Burmese*	69	Burman	69	Buddhist	89
		Karen	10	Shan	9	Christian	5
		Shan	8	Karen	6	Muslim	4
		Tibeto-Burman	5	Rakhine	5	Other	2
		Mon	2	Mon	2		
		Jingpo	2	Chin	2		
		Mon-Khmer	2	Other	7		
		Parauk	1				
		Other	1				
Namibia	2198	Kwanyama	47	Ovambo	50	Lutheran	51
		Afrikaans*	14	Kavango	9	Roman Catholic	20
		Nama	13	Herero	8	Other	29
		Herero	7	Damara	8		
		Kwangali	7	White	6		
		Subiya	3	Nama	5		
		Kung	3	Other	14		
		German	3				
		English*	1				
		Other	2				
Nauru	9	Nauru*	58	Nauruan	58	Congregational	54
		Ikiribati	17	Pacific Islander	26	Other	46
		Chinese	9	Chinese	8		
		Tuvalu	9	European	8		
		English	7				
Nepal	30987	Nepali*	58	Nepalese	58	Hindu	89
		Maithili	11	Bihari	19	Buddhist	5
		Bhojpuri	8	Tharu	4	Muslim	3
		Tamang	4	Tamang	4	Other	3
		Tharu	4	Newar	3		
		Magar	3	Other	12		
		Newari	3				
		Awadhi	2				
		Other	7				
Netherlands	16877	Dutch*	93	Netherlander	96	Roman Catholic	36
		Frisian	5	Turkish	1	Nonreligious	33
		Other	2	Moroccan	1	Reformed, Dutch	19
				Other	2	Reformed	8
						Other	4

Country	Тыс. чел. 2014 г.	Languages	%	Ethnic Groups	%	Religions	%
Netherlands Antilles (Curasao & Aruba)	258	Papiamentu	86	Creole, Neth. Ant.	84	Roman Catholic	84
		English	8	White	6	Protestant	12
		Dutch*	--	West Indian, other	5	Other	4
		Other	6	Suriname Creole	3		
				Other	2		
New Caledonia	268	Melanesian	42	Melanesian	43	Roman Catholic	72
		French*	35	European	37	Protestant	16
		Wallisian	8	Wallisian	8	Muslim	4
		Other	15	Tahitian	4	Other	8
				Indonesian	4		
				Vietnamese	2		
				Other	2		
New Zealand	4402	English*	93	European	81	Anglican	24
		Maori*	3	Maori	9	Presbyterian	18
		Other	4	Polynesian	3	Nonreligious	16
				Other	7	Roman Catholic	15
						Methodist	5
						Other	22
Nicaragua	5849	Spanish*	95	Mestizo	68	Roman Catholic	88
		Miskito	4	White	14	Other	12
		Creole English	1	Black	8		
				Zambo	5		
				Amerind	4		
				Other	1		
Niger	17466	Hausa	46	Hausa	52	Muslim (Sunni)	80
		Dyerma (Songhai)	21	Zerma	15	Trad. Beliefs	20
		Fulani	14	Fulani	10		
		Tamasheq	11	Kanuri	9		
		Kanuri	8	Songhai	8		
		French*	--	Tuareg	3		
				Other	3		
Nigeria	177156	Hausa	21	Hausa	21	Muslim	45
		Yoruba	20	Yoruba	21	Protestant	25
		Igbo	17	Igbo	18	Roman Catholic	12
		Fulani	9	Fulani	11	Christian, African	11
		Ibibio-Efik	5	Ibibio	7	Trad. Beliefs	6
		Kanuri	4	Kanuri	4	Other	1
		Tiv	3	Edo	3		
		Ijaw	2	Tiv	2		
		Edo	2	Ijaw	2		
		Nupe	1	Bura	2		
		Igala	1	Nupe	1		
		Idoma	1	Other	8		
		English*	--				
		Other	14				
Norway	5148	Norwegian*	99	Norwegian	97	Lutheran, Evang.	88
		Lapp & other	1	Other	3	Lutheran, Evang	12
Oman	3220	Arabic*	68	Arab, Omani	77	Muslim (Ibadhi)	75
		Baluchi	19	Indian	15	Muslim, other	20
		Mehri	6	Pakistani	4	Other	5
		Farsi	3	Bengali	2		
		Urdu	2	Other	2		
		Swahili	2				
Palestina	4547	Arabic	98	Arab, Palestiini	88	Muslim (Sunni)	85
				Jewish	10	Jewish	10
		Other	2	Other	2	Christian & other	5
Pakistan	196174	Punjabi	48	Punjabi	66	Muslim (Sunni)	77
		Sindhi	12	Sindhi	13	Muslim (Shi'a)	20
		Siraiki	10	Iranian	9	Christian	1
		Urdu*	8	Urdu	8	Hindu	1
		Pashto	8	Baluchi	3	Other	1

Country	Тыс. чел. 2014 г.	Languages	%	Ethnic Groups	%	Religions	%
Pakistan		Baluchi	3	Other	1		
		Hindko	2				
		Brahui	1				
		Burushaski	--				
		English*	--				
		Other	8				
Panama	3608	Spanish*	81	Mestizo & Mulatto	60	Roman Catholic	84
		Creole English	14	Black	14	Other	16
		Guaymí	2	White	12		
		Kuna	2	Amerind	8		
		Choco Languages	1	Indian	4		
				Other	2		
Papua New Guinea	6553	Papuan, other	73	Papuan	84	Protestant	58
		Melanesian	20	Melanesian	15	Roman Catholic	33
		Enga (Mae)	5	Other	1	Trad. Beliefs	3
		Pidgin English*	2			Cargo Cult	2
		Hiri Motu	--			Baha'i	1
		English*	--			Other	3
Paraguay	6704	Guaraní*	89	Mestizo	91	Roman Catholic	96
		Spanish*	6	Amerind	3	Other	4
		Portuguese	3	German	2		
		German	1	Other	4		
		Other	1				
Peru	30148	Spanish*	68	Quechua	47	Roman Catholic	92
		Quechua*	27	Mestizo	32	Other	8
		Aymara	3	White	12		
		Other	2	Aymara	5		
				Other	4		
Philippines	107668	Cebuano	24	Malay, Christian	92	Roman Catholic	84
		Tagalog*	24	Malay, Muslim	4	Aglipayan	6
		Ilocano	11	Chinese	2	Protestant	4
		Hiligaynon	10	Other	2	Muslim	4
		Bikol	7			Other	2
		Waray-waray	5				
		Pampangan	3				
		Pangasinan	2				
		English*	--				
		Other	14				
Poland	38346	Polish*	98	Polish	99	Roman Catholic	95
		Ukrainian	1	Ukrainian & other	1	Other	5
		Other	1				
Portugal	10814	Portuguese*	100	Portuguese	99	Roman Catholic	95
				Other	1	Other	5
Puerto Rico	3621	Spanish	99	White	80	Roman Catholic	85
		Other	1	Black	20	Other	15
Qatar	2123	Arabic*	56	Indian & Pakistani	34	Muslim (Sunni)	93
		Farsi	23	Arab, Non-Qatar	25	Other	7
		Urdu	7	Arab, Qatar	20		
		Other	14	Iranian	16		
				Other	5		
Reunion		Reunionnais	86	Mixed	64	Roman Catholic	90
		French*	10	Indian	28	Other	10
		Other	4	Chinese	2		
				French	2		
				African, East	1		
				Other	3		
Romania	21730	Romanian*	87	Romanian	88	Orthodox (Rom.)	70
		Hungarian	9	Hungarian	8	Orthodox (Greek)	10
		German	2	Other	4	Nonreligious	9
		Romani	1			Atheist	7
		Other	1			Other	4

Country	Тыс. чел. 2014 г.	Languages	%	Ethnic Groups	%	Religions	%
Russia	142470	Russian*	87	Russian	83	Orthodox	A
		Tatar	3	Tatar	4	Muslim	B
		Ukrainian	1	Ukrainian	3	Protestant	B
		Chuvash	1	Chuvash	1	Roman Catholic	B
		Other	8	Dagestani	1	Jewish	B
				Bashkir	1	Nonreligious	B
				Belorussian	1		
				Mordvin	--		
				Other	6		
Rwanda	12337	Rwanda*	100	Hutu	90	Roman Catholic	65
		French*	--	Tutsi	9	Trad. Beliefs	17
				Twa	1	Protestant	9
						Muslim	9
Saint Kitts-Nevis	52	Creole English	100	Black	91	Anglican	36
		English*	--	Mixed	5	Methodist	32
				Indian & Pakistani	3	Roman Catholic	11
				White	1	Protestant, other	8
						Other	13
Saint Lucia	163	Creole French	100	Black	90	Roman Catholic	90
		English*	--	Mixed	6	Other	10
				Indian	3		
				White & other	1		
Saint Vincent	103	Creole English	100	Black	74	Anglican	36
		English*	--	Mulatto	19	Methodist	20
				White	3	Roman Catholic	19
				Amerind/Black	2	Trad. Beliefs	2
				Indian	2	Baha'i	1
						Other	22
Samoa Western	197	Samoa*	99	Samoa	88	Congregational	47
		English*	--	Euronesian	10	Roman Catholic	22
		Other	1	European	2	Methodist	16
						Baha'i	2
						Other	13
San Marino	33	Italian*	100	Sanmarinese	87	Roman Catholic	95
				Italian	12	Other	5
Sao Tome & Principe	190	Crioulo	100	Servicais, Tongas	60	Roman Catholic	83
		Portuguese*	--	Forros	26	Protestant	17
				Angolares	7		
				Mestizos	6		
				European	1		
Saudi Arabia	27346	Arabic*	99	Arab, Saudi	82	Muslim (Sunni)	99
		Other	1	Arab, Yemeni	10	Other	1
				Arab, other	3		
				Other	5		
Senegal	13636	Wolof	44	Wolof	36	Muslim (Sunni)	91
		Tukolor	21	Fulani	18	Christian	6
		Serer	16	Serer	17	Trad. Beliefs	3
		Mandinka	6	Tukolor	10		
		Dyola	6	Jola	8		
		Malinke	3	Mandingo	7		
		Soninke	2	Soninke	2		
		French*	--	Arab	1		
		Other	2	Other	1		
Serbia	7210	Serbo-Croatian*	94	Serbian	83	Eastern Orthodox	85
		Hungarian	4	Hungarian	4	Roman Catholic	5
		Other	2	Bosnian	2	Muslim	3
				Other	11	Protestant	1
						Nonreligious	1
						Other	5

Country	Тыс. чел. 2014 г.	Languages	%	Ethnic Groups	%	Religions	%
Seychelles	92	Creole French	94	Creole	89	Roman Catholic	90
		French*	3	Indian	5	Anglican	8
		English*	2	Malagasy	3	Other	2
		Other	1	Chinese	2		
				English	1		
Sierra Leone	5744	Mende	31	Mende	35	Trad. Beliefs	52
		Themne	30	Temne	32	Muslim (Sunni)	39
		Limba	9	Limba	8	Other	9
		Kono	5	Kono	5		
		Kuranko	4	Bullom	4		
		Sherbro	3	Fulani	4		
		Susu	3	Koranko	3		
		Tukolor	3	Yalunka	3		
		Loko	3	Kissi	2		
		Mandinka	2	Other	4		
		Kissi	2				
		Krio	2				
		English*	--				
		Other	3				
Singapore	5567	Chinese, Min	45	Chinese	76	Buddhist	28
		Malay*	15	Malay	15	Christian	19
		English*	9	Indian	7	Nonreligious	18
		Chinese*, Mandain	8	Other	2	Muslim	16
		Tamil*	4			Taoist	13
		Chinese, Hakka	3			Hindu	5
		Other	16			Other	1
Slovakia	5444	Slovak*	88	Slovak	86	Roman Catholic	66
		Hungarian	10	Hungarian	10	Lutheran	13
						Calvinist	11
		Other	2	Other	4	Uniate	4
						Orthodox	1
						Other	5
Slovenia	1988	Slovenian*	83	Slovene	83	Roman Catholic	58
		Serbo-Croatian	5	Serbian	2	Nonreligious	10
		Other	2	Croatian	2	Orthodox	3
				Bosnian	1	Muslim	2
				Other	2	Protestant	1
						Other	26
Solomon Islands	610	Melanesian	67	Melanesian	94	Protestant	41
		Kwara'ae	8	Polynesian	4	Anglican	33
		Papuan	8	Micronesian	1	Roman Catholic	19
		To'abaita	7	Other	1	Trad. Beliefs	4
		Lau	4			Cargo Cult	3
		Polynesian	4				
		English*	--				
		Pijin	--				
		Other	2				
Somalia	10428	Somali*	97	Somali	98	Muslim (Sunni)	100
		Arabic*	1	Arab	1		
		Swahili	1	Other	1		
		Other	1				
South Africa	48376	Xhosa	25	Zulu	24	Christian	77
		Zulu	20	White	18	Trad. Beliefs	20
		Afrikaans*	16	Black, other	12	Hindu	2
		English*	9	Sotho, North	10	Muslim	1
		Sotho, North	8	Xhosa	10		
		Tswana	8	"Coloured"	10		
		Sotho, South	7	Sotho, South	7		
		Tsonga	3	Tswana	6		
		Swati	2	Asian	3		
		Venda	2				

Country	Тыс. чел. 2014 г.	Languages	%	Ethnic Groups	%	Religions	%
South Sudan	11563	Dinka	40	Dinka	47	Protestant	43
		Nuer	20	Nuer	20	Roman Catholic	22
		Zande	8	Azande	12	Trad. Beliefs	25
		Bari	8	Bari	8	Muslim (Sunni)	10
		Shilluk	8	Shilluk	8		
		Lotuko	4	Lotuko	4		
		Other	12	Other	1		
Spain	47738	Spanish*	70	Spanish	73	Roman Catholic	96
		Catalan	21	Catalan	16	Other	4
		Galician	7	Galician	8		
		Basque	1	Basque	2		
		Other	1	Other	1		
Sri Lanka	21866	Sinhalese*	66	Sinhalese	74	Buddhist	69
		Tamil	33	Tamil	18	Hindu	15
		Other	1	Moor	7	Muslim	8
				Other	1	Christian	7
						Other	1
Sudan	35482	Arabic*	68	Arab, Sudanese	65	Muslim (Sunni)	93
		Beja	7	Beja	11	Trad. Beliefs	5
		Fur	3	Fur	8	Christian	0
		Kordofanian	3	Kordofanian	3	Other	2
		Other	19	Other	13		
Suriname	573	Sranan	33	Indian & Pakistani	37	Hindu	27
		Hindi	33	Creole, Suriname	31	Roman Catholic	23
		Javanese	13	Javanese	14	Muslim	20
		Creole English	11	Bush Negro	9	Protestant	19
		Ndjuka	4	Amerind	3	Other	11
		Saramaccan	4	Chinese	3		
		Dutch*	--	Dutch	1		
		Other	2	Other	2		
Swaziland	1420	Swazi*	91	Swazi	84	Christian	76
		Zulu	2	Zulu	10	Trad. Beliefs	21
		English*	--	Tsonga	3	Other	3
		Other	7	Other	3		
Sweden	9724	Swedish*	93	Swedish	91	Lutheran, Evang.	89
		Finnish	3	Finnish	3	Other	11
		Turoyo	--	Other	6		
		Lapp	--				
		Other	4				
Switzerland	8062	German*	65	German	65	Roman Catholic	48
		French*	19	French	18	Protestant	44
		Italian*	12	Italian	10	Other	8
		Romansch*	1	Spanish	2		
		Other	3	Romansch	1		
				Other	4		
Syria	17952	Arabic*	88	Arab	89	Muslim (Sunni)	74
		Kurdish	6	Kurd	6	Muslim, other	16
		Armenian	3	Other	5	Christian	9
		Assyrian	1			Other	1
		Other	2				
Taiwan	23360	Taiwanese	69	Taiwanese	84	Chinese Folk	49
		Chinese*, Mandarin	21	Chinese, Mainland	14	Buddhist	43
		Chinese, Hakka	10	Aborigine	2	Christian	7
						Other	1
Tajikistan	8052	Tajik*	59	Tajik	59	Muslim	85
		Uzbek	22	Uzbek	23	Orthodox	5
		Russian	13	Russian	10	Nonreligious	10
		Other	6	Tatar	2		
				Kyrgyz	1		
				Ukrainian	1		
				Jewish	1		

Country	Тыс. чел. 2014 г.	Languages	%	Ethnic Groups	%	Religions	%
Tajikistan				Turkmen Other	-- 3		
Tanzania	49639	Sukuma Gogo Haya Nyamwezi Makonde Chagga Ha Tumbuka Hehe Nyakyusa Swahili* Arabic English* Other	13 5 5 4 4 4 3 3 3 3 -- -- -- 53	Nyamwezi & Sukuma Swahili Hehet & Bena Makonde Haya Other	21 9 7 6 6 51	Christian Muslim Trad. Beliefs	34 33 33
Thailand	67741	Thai* Tai, Northeast Tai, Northern Tai, Southern Chinese Khmer Malay Other	41 30 12 9 2 2 2 2	Siamese Lao Chinese Malay Khmer Other	53 27 12 4 2 2	Buddhist Muslim Christian	95 4 1
Timor-Leste	1202	Tetum Portugal Bahasa English Other	50 -- -- -- 50	Tetum Mambai Tokode Papuasi Chinese Other	45 15 12 14 1 2	Roman Catholic Protestant Other	97 2 1
Togo	7351	Ewe-gbe Kabiye Waci-gbe Tem Gen-gbe Moba Gourma Lama Basare Fon-gbe Aja-gbe French* Other	22 13 10 6 6 5 4 3 3 1 1 -- 26	Ewe-Adja Tem-Kabre Gurma Kebu-Akposo Ana-Ife (Yoruba) Other	43 27 16 4 3 7	Trad. Beliefs Roman Catholic Muslim (Sunni) Other	59 22 12 7
Tonga	106	Tongan* English* Other	98 -- 2	Tongan Other	98 2	Free Wesleyan Roman Catholic Baha'i Other	43 16 3 38
Trinidad & Tobago	1224	English* Creole English Hindi Creole French	53 43 4 --	Black Indian Mixed White Chinese & other	41 41 16 1 1	Roman Catholic Hindu Anglican Protestant Other	33 24 14 13 16
Tunisia	10938	Arabic* Other	99 1	Arab Berber Other	98 1 1	Muslim (Sunni) Other	99 1
Turkey	81619	Turkish* Kurdish Other	90 9 1	Turkish Kurd Arab Other	86 11 1 2	Muslim (Sunni) Other	99 1

Country	Тыс. чел. 2014 г.	Languages	%	Ethnic Groups	%	Religions	%
Turkmenistan	5172	Turkmen*	68	Turkmen	68	Muslim	89
		Russian	15	Russian	13	Orthodox	9
		Uzbek	8	Uzbek	9	Nonreligious	2
		Kazakh	3	Kazakh	3		
		Other	6	Tatar	2		
				Ukrainian	1		
				Armenian	1		
				Azerbaijani	--		
				Other	3		
Tuvalu	11	Tuvaluan	97	Tuvaluan	91	Congregational	97
		Ikiribati	3	Mixed	7	Other	3
		English*	--	European	1		
				Other	1		
Uganda	35919	Ganda	16	Ganda	18	Roman Catholic	49
		Teso	8	Teso	9	Anglican	26
		Nyankole	8	Nkole	8	Trad. Beliefs	13
		Chiga	7	Soga	8	Muslim (Sunni)	7
		Nyoro	6	Gisu	7	Other	5
		Rwanda	6	Chiga	7		
		Lango	6	Lango	6		
		Acholi	4	Rwanda	6		
		Lugbara	4	Acholi	5		
		Karamojong	2	Other	26		
		Swahili	--				
		English*	--				
		Other	33				
Ukraine	44291	Ukrainian*	66	Ukrainian	74	Orthodox	59
		Russian	31	Russian	21	Roman Catholic	10
		Other	3	Jewish	1	Nonreligious	29
				Belorussian	1	Protestant	1
				Moldovan	1	Other	1
				Bulgarian	--		
				Polish	--		
				Other	2		
United Arab Emirates	5629	Arabic*	48	Arab, Emirian	31	Muslim (Sunni)	80
		Malayalam	19	Arab, other	56	Muslim (Shi'a)	16
		Baluchi	6	Indian & Pakistani	9	Other	4
		Pashto	6	Persian	2		
		Farsi	5	Other	2		
		Bengali	4				
		Tagalog	3				
		Sinhalese	2				
		Somali	2				
		Other	5				
United Kingdom	63743	English*	98	English	77	Anglican	57
		Welsh	1	Scottish	8	Protestant	15
		Gaelic	--	Welsh	5	Roman Catholic	13
		Other	1	Nothern Irish	3	Nonreligious	9
				European	2	Christian, other	2
				Indian	1	Muslim	1
				West Indian	1	Jewish	1
				Pakistani	1	Other	2
				Other	2		
Uruguay	3333	Spanish*	100	Hispanic	86	Roman Catholic	66
				Mestizo	3	Protestant	2
				Italian	3	Jewish	2
				Jewish	2	Other	30
				Mulatto	1		
				Other	5		

Country	Тыс. чел. 2014 г.	Languages	%	Ethnic Groups	%	Religions	%
USA	318892	English	89	White	80	Protestant	49
		Spanish	6	Black	11	Roman Catholic	30
		Other	5	Hispanic	6	Christian, other	4
				Asian	2	Jewish	3
				Amerind & other	1	Anglican	2
						Orthodox	2
						Muslim	2
						Mormon	1
						Atheist & other	7
Uzbekistan	28930	Uzbek*	69	Uzbek	69	Muslim	88
		Russian	13	Russian	11	Orthodox	9
		Kazakh	4	Tatar	4	Nonreligious	3
		Tajik	4	Kazakh	4		
		Tatar	3	Tajik	4		
		Other	7	Karakalpak	2		
				Korean	1		
				Kyrgyz	1		
				Ukrainian	--		
				Jewish	--		
				Other	4		
Vanuatu	267	Melanesian	94	Vanuatuan	97	Presbyterian	37
		Bislama	--	Other	3	Anglican	15
		English*	--			Roman Catholic	15
		French*	--			Cargo Cult	11
		Other	6			Trad. Beliefs	5
						Other	17
Venezuela	28868	Spanish*	97	Mestizo	69	Roman Catholic	92
		Amerindian	1	White	20	Other	8
		Other	2	Black	9		
				Amerind	2		
Vietnam	93422	Vietnamese*	90	Vietnamese	88	Buddhist	55
		Tai	3	Chinese	2	Roman Catholic	7
		Muong	1	Tai	2	Caodaism	3
		Khmer	1	Khmer	1	Hoa Hao	2
		Nung	1	Muong	1	Other	33
		Chinese	1	Thai	1		
		Other	3	Nung	1		
				Other	4		
Virgin islands UK	104	Creole English	100	Black	60	Methodist	46
		English*	--	White	10	Anglican	21
				Other	30	Other	33
Virgin islands US		English	81	Black	80	Protestant	46
		Spanish	13	White	15	Roman Catholic	34
		French	3	Other	5	Other	20
		Other	3				
Western Sahara	555	Arabic	100	Arab & Berber	99	Muslim	100
				Other	1		
Yemen	26053	Arabic*	93	Arab	86	Muslim (Sunni)	56
		Hindi	3	Indian	3	Muslim (Shi'a)	44
		Somali	3	Somali	1		
		Soqotri	--	Other	10		
		Other	1				
Zambia	14639	Bemba	25	Bemba	36	Protestant	52
		Nyanja	12	Maravi	18	Roman Catholic	20
		Tonga	12	Tonga	15	Trad. Beliefs	27
		Lozi	6	North-Western	10	Other	1
		Kaonde	3	Barotze	8		
		Lunda	3	Mambwe	5		
		Luvale	2	Tumbuka	5		
		English*	1	Other	3		
		Other	36				

РАСОВАЯ КЛАССИФИКАЦИЯ В. П. АЛЕКСЕЕВА

[https://ru.wikipedia.org/wiki/Расовые_классификации]

Известный советский антрополог В. П. Алексеев в своей книге «География человеческих рас» (1974) представил такую схему расовой классификации:

Восточный амеро-азиатский ствол

I. Американоидная ветвь

1. *Североамериканская локальная раса*
 - 1а. Тихоокеанская группа популяций
 - 1б. Атлантическая группа популяций
2. *Центрально-южноамериканская локальная раса*
 - 2а. Калифорнийская группа популяций
 - 2б. Центральноамериканская группа популяций
 - 2в. Андская группа популяций
 - 2г. Амазонская группа популяций
 - 2д. Патагонская группа популяций
 - 2е. Огнеземельная группа популяций

II. Азиатская ветвь

3. *Южномонгольская локальная раса*
 - 3а. Островная группа популяций
 - 3б. Материковая группа популяций
4. *Восточномонгольская локальная раса*
 - 4а. Дальневосточная группа популяций
 - 4б. Амуро-сахалинская группа популяций
5. *Арктическая локальная раса*
 - 5а. Материковая группа популяций
 - 5б. Островная группа популяций
6. *Тибетская локальная раса (переходная)*
7. *Североазиатская локальная раса*
 - 7а. Центральноазиатская группа популяций
 - 7б. Байкальская или таёжная группа популяций
8. *Южносибирская локальная раса*
 - 8а. Алтае-саянская группа популяций
 - 8б. Притяньшанская группа популяций
 - 8в. Казахстанская группа популяций
9. *Уральская локальная раса*
 - 9а. Западносибирская группа популяций
 - 9б. Субуральская группа популяций

Западный евро-африканский ствол

III. Европеоидная ветвь

10. *Балтийская или североевропейская локальная раса*
 - 10а. Западнобалтийская группа популяций
 - 10б. Восточнобалтийская группа популяций
 - 10в. Лапоноидная группа популяций

- 11. *Центральноевропейская локальная раса*
 - 11а. Центрально-восточноевропейская группа популяций
 - 11б. Западноевропейская группа популяций
- 12. *Средиземноморская, или южноевропейская локальная раса*
 - 12а. Западноевропейская группа популяций
 - 12б. Балкано-кавказская группа популяций
 - 12в. Аравийско-африканская группа популяций
 - 12г. Переднеазиатская группа популяций
 - 12д. Индо-афганская группа популяций

IV. Негроидная ветвь

- 13. Южноиндийская локальная раса
- 14. Эфиопская локальная раса
- 15. Негрская локальная раса
 - 15а. Суданская группа популяций
 - 15б. Восточноафриканская группа популяций
- 16. Центральноафриканская локальная раса
- 17. Южноафриканская локальная раса

V. Австралоидная ветвь

- 18. Андаманская локальная раса
- 19. Негритосская материковая локальная раса
- 20. Негритосская филиппинская локальная раса
- 21. Австралийская локальная раса
- 22. Меланезийская локальная раса
- 23. Тасманийская локальная раса
- 24. Полинезийская локальная раса
- 25. Айнская или курильская локальная раса

Классификация Э. Эйкштедта

[https://ru.wikipedia.org/wiki/Расовые_классификации]

Немецкий антрополог Э. Эйкштедт (1934) ввел для обозначения рас однообразную номенклатуру, составленную из названия характерной для расы этнической группы и окончания «иды». Это условное окончание без изменения применяется для обозначения как больших рас, так и меньших по объему подразделений — европиды, балтиды, динариды.

Эйкштедт признал три направления расовой дифференциации, но учел различия сочетаний признаков, степень их выраженности и установил в каждом направлении четыре подразделения:

основной «круг рас», включающий от четырех до девяти разновидностей в пределах главного ареала;

«боковую» расу, отделившуюся, по-видимому, до формирования основного круга форм;

«переходную», или промежуточную, расу, соединяющую отличия разных основных групп;

«своеобразную», или «уклоняющуюся», форму.

Точного общего определения выделенным таксонам автор не дал. Схема Эйкштедта включает три ствола, каждый с четырьмя достаточно обособленными ветвями:

<i>Основные направления</i>	<i>Лейкодермы</i>	<i>Ксантодермы</i>	<i>Меланодермы</i>
Круги рас	Европиды	Монголиды	Негриды
«Боковые» расы	Полинезиды	Индианиды	Меланезиды
Переходные формы	Айнуиды	Койнсаниды	Австралиды
Своеобразные формы	Веддида	Эскимиды	Пигмиды

В европидный круг рас включаются:

депигментированные северные расы — нордида и восточноевропиды

центральные — альпиниды, динариды, армениды, тураниды

южноевразийские — медитерраниды, ориенталиды, индида

В негидный круг рас включаются:

контактная с европидами — эфиопиды

саванная — суданида, нилотиды, бантуиды

тропическая горная — палеонегриды

меланезиды — индимеланиды, неомеланезиды (папуасы), палео-меланезиды

В монголидный круг рас включаются:

контактная с европидами — сибириды

северные — тунгиды, синиды

южная — палеомонголида

В индианидную боковую включаются:

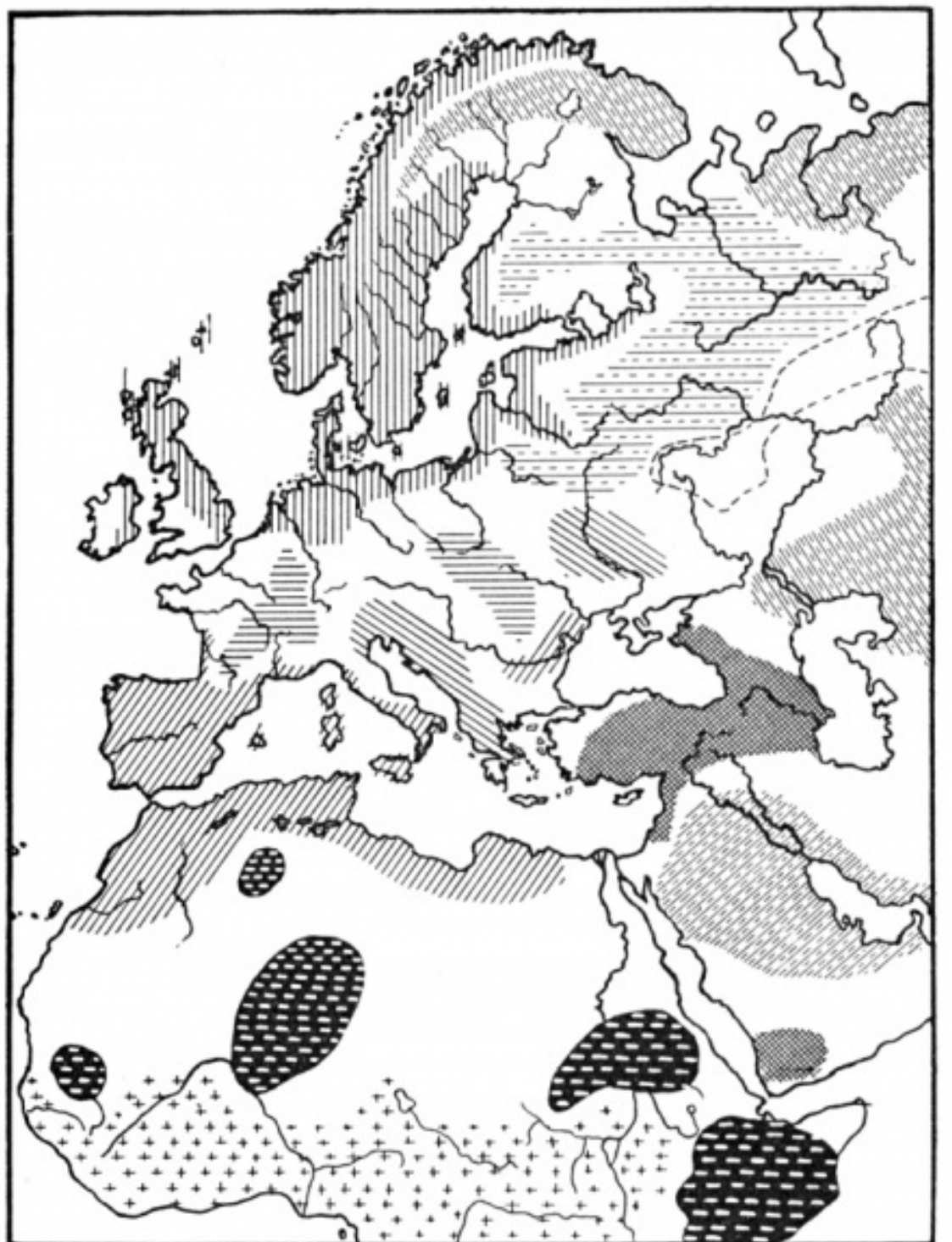
северные малорослые — пацифиды, централиды

северные высокорослые — сильвиды, маргиды

южные малорослые — андиды, патагониды

южные высокорослые — бразилиды, лагиды

Расы Европы по Э. Эйкштедту



	Нордическая раса		Восточно-балтийская раса		Центральноазиатская раса
	Западная (средиземноморская) раса		Ориентальная раса		Эфиопская раса
	Динарская раса		Переднеазиатская раса		Негроидная раса
	Восточная (альпийская) раса				

Пунктирная линия окружает районы с сильным преобладанием до сих пор недостаточно описанной расы, чаще всего называемой «рязанский тип»

РАСЫ ЕВРОПЕЙСКОГО КОНТИНЕНТА

(по Э. Эйкштедту)

[<http://via-midgard.info/news/rasy-evropejskogo-kontinenta.htm>]

Alpinid

Synonyms: Eastern, West-Alpinid, Alpine

Description:
Alpinid one of the most important European types. Brachycephalic, thickset, characteristically round-headed and -featured, broad-faced, and of intermediate to dark pigmentation. Hair usually chestnut brown, although lighter variants are common in Central Europe. Those are often transitional to Subnordid. Common in the French, Italians, Swiss, South Germanics and many other Europeans.

Body:
Short to Medium height, Endomorph

Status:
Core population in the central parts of France, southern Germany and the Alps. Alpinid is very widespread, the population extends to South Italy and Greece. An important element many regions of Central Europe. Nowadays it can also be found in North America and other parts of the world. Alpinid is one of the most frequent phenotypes.

Similar types:

	
Strandid	Boreby
	
Subnordid	Gorid
	
Berid	Asian Alpinid



Альпинид

Asian Alpinid







Synonyms: Asian Alpinid


Description:
Asian Alpinoids remind European Alpinds, but probably rather because of convergent evolution than because of a close relationship. Brachycephalic, characteristically round-headed and -featured, broad-faced, and of intermediate to dark pigmentation. They are frequent across the Middle East and often blend with the adjacent types.

Body:
Medium height, Endomorph

Status:
Core population in Turkey and West Iran. Found across many regions of the Middle East. Due to migration the type can be found in other parts of the world such as central Europe and North America.

Similar types:

	
Gorid	Armenid
	
Alpinid	Indobrachid
	
Anadolid	Robust Iranid



Альпиноид азиатский

Paleo Atlantid

Synonyms: Tydal, Cromagnid, Black Breed Type

Description:

Cromagnid aboriginal of West Europe with a dark pigmentation relative to its cohabitants. Related to Dalofaelids, Brünns and Berids. Resembles the Paleolithic Cro Magnons. In Norway represented by the Tydal type. Robust, short-legged and long-armed, and dolichocephalic.

Body:

Tall, Mesomorph

Status:

Small isolated populations of this type have been living in Norway, Wales, Ireland and Scotland for millennia and already before the arrival of Celts. Nowadays the type is dispersed all around Western Europe as a result of increased mobility. Nowhere found in any significant concentration anymore. Paleo Atlantid elements exist in Germany and France, too.

Similar types:



Brunn



Strandid



Atlantid



Dalofaelid



Berid



Berberid



Палеоатлантид

Atlantid

Synonyms: Nordo-Mediterranid

Description:

Between North Atlantid and Atlantomediteranid. Similar morphology as Nordid, but typically of dark pigmentation. Dolicho-mesocephalic and leptomorph. Found throughout western Europe, particularly along the coast of France. Often in blends with Alpinid, Dinard, Baskid and other adjacent types. A common type in the French.

Body:

Medium height, Ectomorph

Status:

The Atlantid population is an important element in the regions of the Atlantic coast, common in France, West Germany and other Western European countries. Nowadays it can also be found in North America and Australia. Atlantids are a frequent phenotype and the population is stable.

Similar types:



Paleo Atlantid



North Atlantid



Atlantomediteranid



Subnordid



Атлантид

North Atlantid

Synonyms: Northwestern

Description:

Predominantly Nordid/Keltic Nordid blend with Atlantid. North Atlantids are typically dark-haired and light-eyed, and constitute an important element in the British Isles, and particularly in Wales. Sometimes found in Scandinavia, West Germany and France.

Body:

Medium height to Tall, Ectomorph

Status:

Traditionally found across regions of Northwestern Europe, especially the UK. Relatively frequent. Nowadays it can also be found in North America and Australia. Population stable.



Similar types:



Keltic Nordic



Nordid



Atlantid



North Pontid



Атлантид северный

Atlanto Mediterranid

Synonyms:

Description:


Straight-nosed and strongly dolichocephalic Mediterranid type, the living equivalent of the skeletal Megalithic type. Between Atlantid and Gracile Mediterranid. It is markedly taller and more robust than the Gracilemediterranid type, by which it is outnumbered and often mixed.

Body:

Medium height to tall, Ectomorph

Status:

The Atlanto Mediterranid type is an important population element in the Northern Iberian peninsula, in Italy, and northward along the western European coast. Nowadays it can also be found in North and South America and other parts of the world. This type is frequent and its population is stable.



Similar types:



Atlantid



Pontid



Baskid



Dinaromediterranid



Gracile Mediterranid



Атланти-медитерранид

Baltid

Synonyms: Tavastid

Description:

Depigmented Northeastern European type. Often has brown to ash blond hair and grey-blue eyes. Soft features and snub noses are common. Brachycephal, mesoprosop and lepto-mesorrhine. Transitional to East Baltids in the North East with whom it was put in one group by some anthropologists.

Body:

Medium height, Mesomorph to Endomorph

Status:

Core population in Finland and the Baltic states. Common in North West Russia as well as former German Prussia. Occasionally found in Sweden and Norway. A common type. Nowadays it can also be found in North America and other parts of the world.

Similar types:



Boreby



East Baltid



West Baltid



East Europid



Gorid



Балтид

East Baltid

Synonyms: Savolaxid

Description:

Northeastern European composite type, resulting from the influx and subsequent stabilization of Lappoid elements in a Baltid population. Similar to Lappid, but lighter pigmented. Eyes show some Mongoloid traits. Brachycephal and often depigmented with ash-blond hair and grey-blue eyes. Associated with Northern Finns, Saami and North Russians.

Body:

Short to Medium height, Endomorph to Mesomorph

Status:

Core population in North West Russia, North Finland/Sweden and Lapland. Often mixed with Nordids, Lappids, Baltids and other adjacent types. Limited to Northern Europe.

Similar types:



Lappid



Uralid



Baltid



East Europid



Балтид восточный

West Baltid

Synonyms: East Cromagnid, Kurganoid

Description:

A largely unreduced, only slightly balticized Cromagnid (East-Cromagnid). Usually brachycephalic and robust. Has feature of the Dalofaelid as well as of the Baltid. West Baltids are by some associated with the survivors of the original Cromagnid population of eastern Europe.

Body:

Medium height, Mesomorph to Endomorph

Status:

Often found in Poland, Baltic countries and Belarus. A significant element across many regions of Eastern Europe, although it rarely constitutes the dominant element in the populations. Nowadays it can also be found in North America, Siberia and other parts of the world.

Similar types:



Baltid



East Nordid



Borreby



East Europid



Dalofaelid



Балтид западный

Baskid

Synonyms: Basquid

Description:

Ancient, dinariform type, meso- brachycephalic, associated with the Basques. Found in it's purest form in the Pyrénées-Atlantiques region of South West France. Also present in Northern Spain, where it is often mixed with Atlanto Mediterranid and less brachycephalic. The skull is particularly wide near the temples of the skull, giving a triangular facial impression. The nose is large and long, the chin pointed. Pigmentation and hair color variable from black to red and blond hair.

Body:

Medium height to tall, Mesomorph

Status:

Core population in South West France, also found in Northern Spain. Rare outside of this region. One of the most seldom European phenotypes.

Similar types:



Paleo Atlantid



Keltic Nordic



Atlantomediterranid



Dinaromediterranid



Баскид

Berid

Synonyms:

Description:

Low-skulled, pyknomorphic and somewhat reduced Mediterranean-Cro-Magnoid intermediate type. Went through some process of alpinization, but still contains a lot of cromagnid features. Related to other cromagnid types such as Paleo Atlantid in the North and Berberid in the South.

Body:

Short to Medium height, Endomorph to Mesomorph

Status:

Core region in the mountainous regions of the Southern Iberian Peninsular, South Italy (Sardinia) and North Africa. Nowadays also found in North and South America, although much less frequent than Gracile Mediterranean and other adjacent types.

Similar types:



Paleo Atlantid



Alpinid



Gracile Mediterranean



Robust Iranid



Berberid



Берид

Borreby

Synonyms: North Alpinoid, Fehmarn, Jähren

Description:

Partially alpinized, brachycephalized, mostly unreduced, often depigmented Cromagnid type. Associated with old northwestern European coastal fishing populations. In many places, such as the Norwegian coastal district of Jähren, Borrebys seem to have been among the first humans to settle permanently, during the late Mesolithic. An exceptionally tall Borneby variant is found in the Balkans, which often blends with Dinarid or Baltid types.

Body:

Tall, Endomorph to Mesomorph

Status:

Core population in South Sweden, Denmark, North Germany and Bosnia/Montenegro. Found across many regions of Northern and Central Europe. The eastern variants of often mixed with Baltid or Dinarid types. Nowadays also present in North America and other parts of the world.

Similar types:



Nordocromagnid



Baltid



Brünn



West Baltid



Alpinid



Dalofaelid



Борреби

Brünn

Synonyms: Cromagnid (Irish)

Description:

Mostly unreduced Cromagnid, typical for the aboriginal population of North West Europe, especially Ireland. Skin is usually light and hair color may vary from dark brown to blond. Red hair is frequent. Closely related to the Dalofaelid type. The distinctive "Irish" features which characterize the Brünn are to some extent recalled in the Scandinavian Cro-Magnid stock.

Body:

Tall, Mesomorph

Status:

Traditionally found in North West Europe. Today, the core region of Brünn is Ireland. Infrequently found in North America and other parts of the world. The distribution is relatively local today, but was probably more widespread in historic times.



Similar types:



Nordocromagnid



Borreby



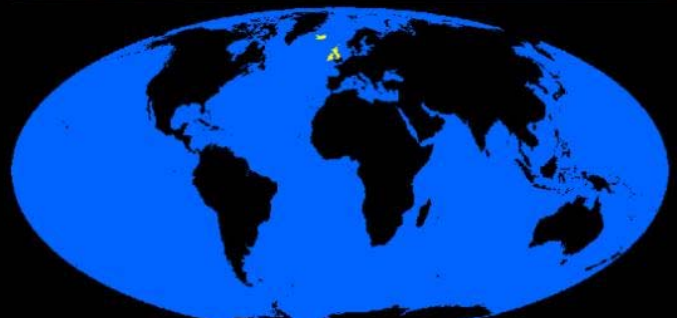
Keltic Nordic



Paleo Atlantid



Dalofaelid



Брюнн

Gorid

Synonyms: East Alpinid

Description:

Eastern European Alpinoid influenced by Baltid and East Europid, yielding a more gracile and characteristically higher-skulled type between Alpinid and Baltid. The name is derived from Polish gora, "mountain". Associated with Central European slavs.

Body:

Medium height, Endomorph

Status:

Core population in Slovakia, Hungary, western Ukraine and southern Poland. Found across many regions of eastern Europe. Nowadays it can also be found across all of Russia and other parts of the world. Gorid is one of the most frequent European phenotypes.



Similar types:



Baltid



East Europid



Alpinid



Carpathid



Pontid



Asian Alpinoid



Горид

Dalofaelid

Synonyms: Dalisch, Dalo-Nordic, Faelid, Phalian, North Cromagnid

Description:

Unreduced and depigmented northern European Upper Paleolithic survivor of Cro-Magnid type, continuing the classic type of the hunter-gatherers of the temperate-cold/cold regions. Cromagnids proper are unreduced, somewhat Gracileized and have narrower faces than their Upper Paleolithic ancestors. Pigmentation of the Dalofaelid is usually light as opposed to their cromagnid neighbours, the Paleo Atlantids. Typical in Germanics.

Body:

Tall, Mesomorph

Status:

Widespread across many regions of Northern and Central Europe, but infrequent in its pure form. Core population in Northern Germany. Nowadays it can also be found in North America and other regions.



Similar types:



Nordocromagnid



Borreby



Paleo Atlantid



West Baltid



Brünn



Далофаелид

Dinarid

Synonyms: Adriatic, Epirotic

Description:

Central and southeastern Europid, named with reference to the Dinaric Alps. Dinarid is a product of the dinaricization of an ancestral population of uncertain affiliation. Dinarids are typically brachycephalic and planoccipital, long-faced and long- and often convex-nosed with intermediate to dark in pigmentation. Typical among Southern Slavs, in the Alps and in Ukraine.

Body:

Tall, Ectomorph to Mesomorph

Status:

A frequent European type. Core population in the Balkans. Found across many regions of Central and Southeastern Europe. Nowadays it can also be found in North America and other regions. Rarer variants even exist in Northern Europe. In Western Europe often mixed with Atlantid resulting in greater dolichocephaly.



Similar types:



Norid



Carpathid



Dinaromediterranean



Caucasid



Pontid



Динарид

Dinaro Mediterranid

Synonyms:

Description:

Blend between Dinarid and Mediterranid. It subsumes several Dinarid blends with various Western and Eastern Mediterranid types. The core area of Dinaro Mediterranids is Italy, Albania as well as Greece.

Body:

Medium height, Ectomorph

Status:

The Dinaro Mediterranid type is a dominant element in Italy, and the surrounding mediterranean areas, especially Greece. Nowadays it can also be found in North and South America and other parts of the world. This type is frequent.



Similar types:



Baskid



Dinarid



Atlantomediterranid



Anadolid



Gracile Mediterranid



East Mediterranid



Динаро-медитерранид

East Europid

Synonyms: Central Eastern European type, Osteuropid, Neo-Danubian

Description:

Collective term for several similar East European populations. It has been grouped together with Baltids by some and separated from them by others. East Europids share brachycephality and mesoprosopy with Baltids, but differ from them in terms of a thinner and longer nose and overall more slavic features. A variable type with different hair colors and pigmentations, although light features dominate. It's often transitional to East Nordids, North Pontids, Baltids and other types of the region.

Body:

Medium height, Mesomorph to Endomorph

Status:

Core population in West Russia, most typical in the Valdai region and around Moscow. Common in Ukraine and Belarus. A common type. Nowadays it can also be found in far East Russia and other parts of the world.



Similar types:



Baltid



East Baltid



West Baltid



East Nordid



Gorid



Caucasid



Европид восточный

Caucasid

Synonyms: Mtebid

Description:

Indigenous to the northern Caucasus and adjacent regions, possibly initially a Dinarid-Armenid intermediate. Today a result of adaptation to life in mountainous regions, sometimes blends with Pontids and Baltids. Caucasids are typical of the Georgian population, and the type is common among the Chechens, Ingushes, and Ossetians.

Body:

Tall, Endomorph to Mesomorph

Status:

Core population in the north Caucasus region in Southern Russia and Georgia. Distribution is regional, although Caucasids can be found in other regions of Eastern Europe, too.



Similar types:



Carpathid



East Europid



Dinarid



Caspian



Armenid



Кавказид

Carpathid

Synonyms: Dinaroalpinid

Description:

Hybrid type of the Carpathian Mountains, in many ways similar to the Gorid, with the exception of a larger nose. Probably as a result of Dinarid admixture with a few Armenoid elements possible. Brachycephalic, narrow-faced, thin-nosed, dark-haired, dark-eyed with great pilous growth. Similar blends of Westalpinid and Dinarid can be found in Western Europe, but are less stabilized.

Body:

Medium height, Endomorph to Ectomorph

Status:

Core population in North Western Romania and Slovakia along the Carpathian mountains. This phenotype is quite regional, although it can be found in other regions of Eastern Europe, too.



Similar types:



Norid



Caucasid



Gorid



Dinarid



Карпатид

Keltic Nordic

Synonyms: Keltic

Description:

Named for its alleged association with the early Celtic peoples. Derived from pre-Roman Iron Age invaders of Britain. Essentially a low-vaulted, prominent-nosed mesocephal, often with a sloping forehead, altered from a more traditionally Nordid ancestral form by Dinarid and other low-level non-Nordid admixture. Red hair is frequent. Commonest in the British Isles where it forms the principal element in the population. Also a major element in Flanders, Southwestern Germany and the Alps.

Body:

Medium height to Tall, Ectomorph to Mesomorph

Status:

Traditionally found on the British Islands and Benelux. Also found among the Swiss. Nowadays it can also be found in North America and Australia.

Similar types:



Brünn



Nordid



North Atlantid



Norid



Baskid



Кельто-нордик

Lappid

Synonyms: Lappish, Scando-Lappid

Description:

An ancient European type somewhat influenced by West Sibirid. Borealized, infantilized and brachycephalic. This type is associated with the Saami ("Lapps") of northern Scandinavia. Similar to East Baltid, another common phenotype in the Saami people, but darker pigmented and more round headed.

Body:

Short to Medium height, Endomorph to Mesomorph

Status:

Core population in North Fennoscandia, especially Lappland. Often mixed with Nordids, East Baltids, Borreby and other adjacent types. Historically more widespread, Lappids have been pushed back by Nordids and Cromangids from the South. Very seldom in pure form and usually mixed. Few Saami today can still be classified as Lappid.

Similar types:



East Baltid




West Sibirid



Strandid



Uralid



Лаппид

East Mediterranean

Synonyms:

Description:


Refers to the dolichocephalic Mediterranean varieties which are indigenous to the Eastern Mediterranean areas from South Italy and Greece, South Turkey to Jordan. Continued by Iranid in the East and Gracile Mediterranean in the West, Italian and Greek East Mediterraneans are often mixed with European phenotypes (Dinaro Mediterranean, Westalpinid, Gracile Mediterranean, Pontid), which distinguishes them from oriental East Mediterraneans, who have a different admixture. However, the unmixed oriental East Mediterraneans can be mistaken for being European.

Body:

Medium height, Ectomorph

Status:

Found across many regions of the eastern Mediterranean. Population is stable and slowly growing. East Mediterraneans have nowadays expanded their range to other parts of the world like North America.



Similar types:



Dinaro-Mediterranean



Pontid



Gracile Mediterranean



Anatoloid



Saharid



Iranid



Медитерранид (средиземноморец) восточный

Gracile Mediterranean

Synonyms: Ibero-Insular, Mediterranean, Small Mediterranean, West-Mediterranean

Description:


The "typical Mediterraneans" or "Mediterraneans proper" of the northern Mediterranean coast and adjacent territories. They are characterized by a medium to short, gracile skeleton, mesomorphy and a small skull. Gracile-Mediterraneans are relatively dark compared to Europeans in general.

Body:

Short to Medium height, Ectomorph

Status:

The Gracile Mediterranean type is an important population element in the Iberian peninsula, along the western European coast and in parts of Italy. It is a frequent type and can also be found in North and South America and other parts of the world in multitudinous blends. Although fertility in Europe is very low, the Latin American population is still growing. Thus, the population is stable.



Similar types:



Atlantico-Mediterranean



Pontid



Dinaro-Mediterranean



East Mediterranean



Saharid



Berid



Медитерранид (средиземноморец) изящный

Nordid

Synonyms: Skandonordid, Hallstatt Nordid, Teutonordid, G5ta

Description:

Strongly depigmented Northern European dolicho-mescephalic leptomorphs. The face is oval to slightly rhomboid, with a narrow, somewhat sloping forehead with weak browridges. The skin, which is a pinkish white, is typically fine-textured and thin. Bones are small in comparison to Cromagnids. The hair is almost exclusively blond, although darker types are morphologically very similar (Atlantid). Presents the end point of a distribution and is rare in its pure form, but frequently found in mixtures with various of the adjacent types.

Body:

Tall, Ectomorph

Status:

Core population in Southern Sweden and surrounding regions. Found across many regions of Northern Europe, but usually only in mixed form. Nowadays it can also be found in North America, Australia and other regions.



Similar types:



Nordocromagnid



East Nordid



Keltic Nordic



North Atlantid



Subnordid



Norid



Нордид

East Nordid

Synonyms: Corded Nordid, Fenno Nordid

Description:

The East Nordid is similar in most features and measurements to Nordid with considerable phenotypical overlap between the two. The main points of morphological departure involve the usually higher vault and forehead, and often more prominent (and sometimes convex) nasal skeleton. The East Nordid is relatively close to the ancestral Corded ware type, associated with the first Indo Europeans, but with less robust features. Body hair is not as strong as with the Nordid and the facial features are typically softer. Found mainly in Russians, Balts and sometimes Finns.

Body:

Tall, Ectomorph to Mesomorph

Status:

Core population in Western Russia. Found across many regions of Eastern Europe. Today, it is also found in far east Russia. In Finland it's transitional to Nordid proper.



Similar types:



Nordid



West Baltid



Nordocromagnid



East Europid



Norid



North Pontid



Нордид восточный

Nordocromagnid

Synonyms: Trönder, Anglo Saxon, Orkdal, Hardanger, Friterpian, Reihengräber

Description:

Blend between Nordid and Dalofaelid. More frequent than the two pure types. The basic form is a Nordid altered through admixture of Cro-Magnid and additional Corded strains. High-headed, nose is typically straight or convex, zygomatic arches are less prominent than in Nordid. Has several subtypes, like the Trönder in Norway, the Anglo Saxon in Britain, Friterpian in the Netherlands and Reihengräber in Germany. Common in Germanics.

Body:

Tall, Ectomorph to Mesomorph

Status:

Found across many regions of Northern Europe. More frequent than typical Nordids and Cromagnids. Nowadays it can also be found in North America, Australia and other parts of the world.



Similar types:



Nordid



East Nordid



Brünn



Borreby



Subnordid



Dalofaelid



Нордокроманид

Norid

Synonyms: Noric, Sub-Adriatic

Description:

Central European Nordid with Dinarid admixture, a varying though mostly stabilized blend. Name originates from Roman Province of Noricum in today's Austria. It displays features which are traditionally associated with the Dinarid race - a shallow nasion depression, leptorhiny, great nose length, height, and convexity and great brachycephaly.

Body:

Medium height to Tall, Ectomorph

Status:

Core population in Austria, Slovenia and the Czech Republic. An important element in many regions of Central Europe. Nowadays it can also be found in North America and other regions.



Similar types:



Nordid



Eastnordid



Keltic Nordic



Carpathid



Dinarid



Норид

North Pontid

Synonyms:

Description:

East Nordid-Pontid intermediates, typical of e.g. the Ukrainian population. Characterized by smooth facial features, a high skull, a narrow forehead, somewhat narrow apertures of the eyes. North Pontids remind Atlantids of Western Europe, even though they are not closely related.

Body:

Medium height to Tall, Ectomorph to Mesomorph

Status:

Core population in Southern Russia, Ukraine and the Northern Caucasus. Also frequent in other parts of Eastern Europe such as Poland and Slovakia.

Similar types:



North Atlantid



East Nordid



Pontid



Iranian Nordoid



Понтид северный

Pontid

Synonyms: Cherkess

Description:

Mediterranean subtype with its greatest concentration in South Eastern Europe. Transitional to North Pontid and Baltoïd (Gorid) phenotypes in the North and Dinaro Mediterranean and East Mediterranean in the South. Presents the eastern version of the Atlanto Mediterranids. The type is quite gracile, with smooth facial features, and is characterized by a high skull, a narrow forehead, somewhat narrow apertures of the eyes, and a lighter pigmentation compared to the Mediterranean mean.

Body:

Medium height to tall, Ectomorph

Status:

Core population in Bulgaria, Ukraine, Greece, West Turkey and adjacent regions. Found across many regions of Eastern Europe.

Similar types:



Gorid



North Pontid



Atlantomediterranid




Gracile Mediterranean



Dinarid



East Mediterranean



Понтид

Strandid

Synonyms: Scandinavian Alpinoid

Description:


Reduced, infantilized brown-eyed, dark haired, brachycephals of Scandinavia, especially West Norway. Strandids often have mesorrhine, concave noses. They often resemble the Alpinids of Central and Southern Europe. The Strandid type may have ties to the Paleo Atlantids (Tydals) the ancient Norwegian Fosna Culture.

Body:

Medium height, Endomorph to Mesomorph

Status:

This type is only frequent in West Norway, especially Sunnmøre. More infrequently found in other parts of Scandinavia such as Sweden and even Finland. Often mixed Borreby and Paleo Atlantids. Transitional to Lappid in the north.



Similar types:



Paleo Atlantid



Lappid



Alpinid



Страндид

Subnordid

Synonyms: Galatian

Description:

Nordid altered by Alpinid admixture, predominant in Central Europe. The type is variable, and less stabilized than adjacent types. Consequently, the Subnordid type occupies various intermediate anthropometric and morphological positions between Nordid and Alpinid.

Body:

Medium height to tall, Ectomorph to Endomorph

Status:

Core population in France, West Germany, Switzerland and Austria. Found across many regions of Central Europe. Nowadays it can also be found in North America and other regions. Population relatively stable.



Similar types:



Nordocromagnid



Nordid



Atlantid



Alpinid



Субнордид

Uralid

Synonyms: Ladogan, Lappoid, Volgid

Description:

Blend of Baltoid types with West Sibirids and Aralids. Partially reduced, incipiently Mongoloid brachycephals of the eastern forests, sometimes confused with Lappid of northern Fennoscandia. The type is highly variable and less stabilized than adjacent types. Pigmentation reaches from fair to dark features. Common across the Mansi, west Khanty and Baltid-West Sibirid blends.

Body:

Short to Medium height, Endomorph to Mesomorph

Status:

Core population around the Uralic mountains, although widespread across Russia. Often mixed with Baltids, Sibirids and other adjacent types. Constitutes an important element in Russia today as Baltids often form new blends with the original Sibirid types.



Similar types:



Lappid



West Sibirid



East Baltid



Aralid



Caspian



Уралид

West Turanid

Synonyms: Alfoeldi

Description:

Collective term for the Western Turanid variants, living in Eastern Europe and Turkey. This type is not very common, but still significant. The Turanid Hungarian population was described as the Alfoeldi type. Probably a result of the migrations of ancient Magyars, Huns, Tatars to Europe and Turkey. Greater amounts of European admixture distinguish West Turanids from Pamirids who are typical for the Tajik population and the Aralids of Central Asia.

Body:

Medium height, Ectomorph to Endomorph

Status:

A significant element in Turkey, Hungary, Balkan to South Ukraine. The type is relatively rare in Europe and only found in significant concentrations in some areas of Anatolia.



Similar types:



Anadolid



Aralid



Caspian



Pamirid



Туранид западный

Численность основных народов мира на 2010–2014 г.

(в алфавитном порядке)

[<http://geo.koltyrin.ru/narody.php?page=3>]

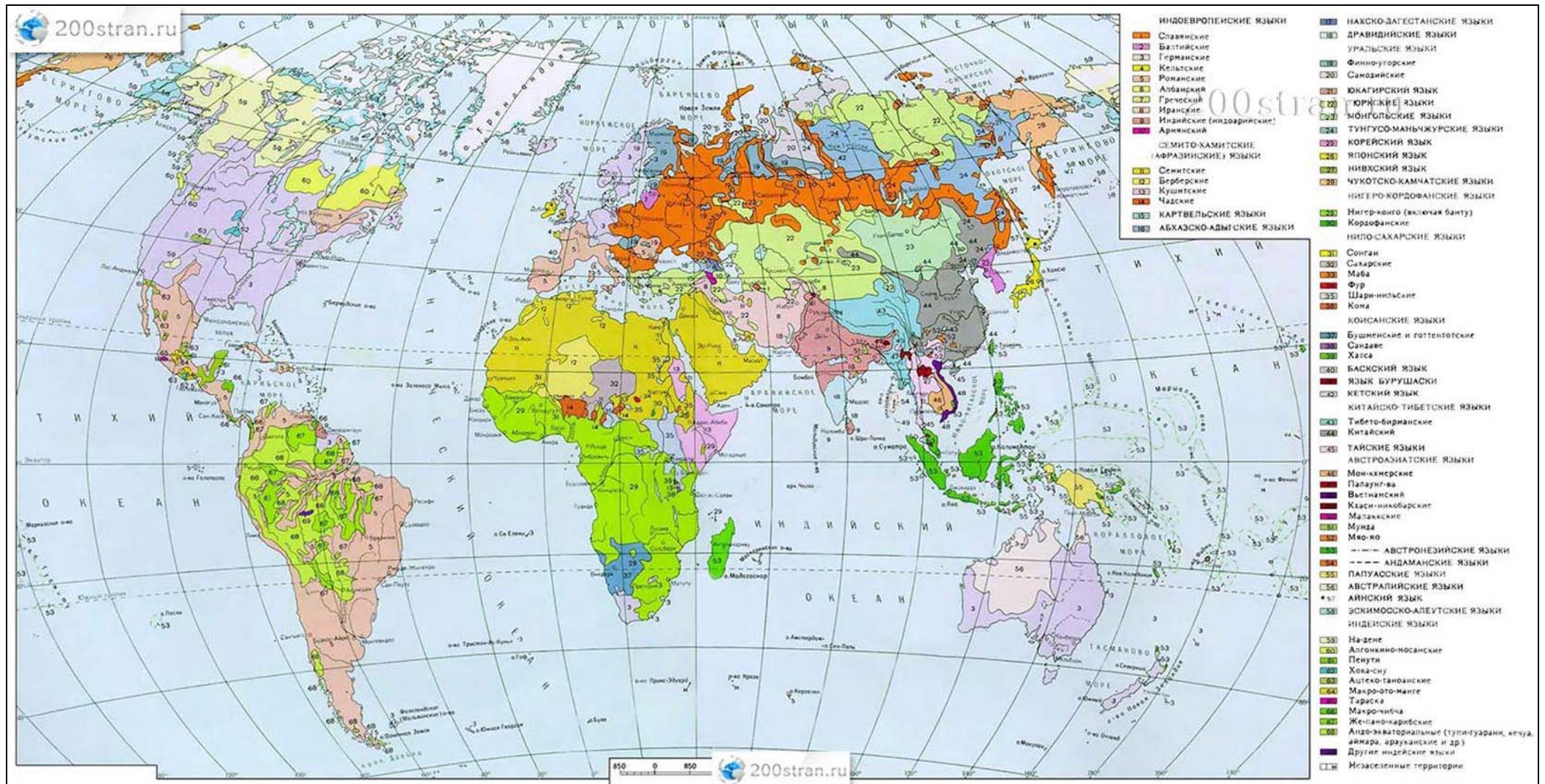
Название народа	Численность, млн. чел.	Языки
Австрийцы	7,5	немецкий
Азербайджанцы	29,0	азербайджанский
Аймара	3,8	аймара, испанский
Аканы (акан, акафо, тон, камбоси)	11,0	акан (языки ква)
Албанцы	8,3	албанский
Амбунду (мбунду, бамбунду, бамбуун, мбуни)	4,7	кимбунду, португальский
Американцы США	281,0	английский (американский вариант)
Амхара	20,3	амхарский
Англичане	100,0	английский
Арабы	350,0	арабский
Аргентинцы	41,0	испанский
Армяне	13,0	армянский
Ассамцы	14,7	ассамский
Ассирийцы (айсоры)	4,2	ассирийский, новоарамейский
Афганцы	42,0	пушту, урду, дари
Ачех (аче, ачины)	3,0	ачехский
Ашанти	3,3	чви
Балийцы	3,7	балийский
Бамбара	4,6	бамана, французский
Банджары	4,5	диалект малайского языка
Банту [группа народов]	200,0	языки банту
Баски	2,6	баскский, испанский, французский
Батаки	5,0	батакские
Белорусы	9,4	белорусский, русский
Белуджи	9,0	белуджский, урду, фарси, брагуи, пашто
Бемба (бавемба, вавемба, муембва)	3,6	бемба
Бенгальцы	230,0	бенгальский
Берберы (амазиг, амахаг) [группа народов]	23,0	берберский, арабский, французский
Бикол	4,5	бикольский
Бирманцы	33,4	мьянманский
Бисайя (висайя)	32,5	бисайские, тагальский, английский
Бихарцы	97,6	бходжпури, магахи, майтхили
Болгары	7,5	болгарский
Боливийцы	8,5	кечуа, аймара, испанский
Боснийцы	3,2	боснийский
Брагуи	2,6	брауи
Бразильцы	193,0	португальский
Бретонцы	6,0	французский, бретонский
Бугисы	5,0	бугийский
Буи (буйой)	3,0	буи, китайский
Бхилы	13,4	бхили
Валлийцы	6,0	английский, валлийский
Валлоны	3,5	французский, валлонский
Ведды	2,5	ведда, сингальский
Венгры	14,5	венгерский
Венесуэльцы	29,8	испанский
Волоф (джолоф)	6,2	волоф, французский, английский, арабский
Вьеты (кинъ)	73,5	вьетнамский
Гаитийцы	7,2	гаитянский креольский, французский
Галисийцы	10,0	галисийский, испанский
Ганда (баганда, ваганда)	2,8	ганда (луганда)
Гватемальцы	14,3	испанский
Гилянцы (гиляки)	3,3	гилянский, персидский

Название народа	Численность, млн. чел.	Языки
Голландцы (нидерландцы)	28,0	голландский
Гондурасцы	6,8	испанский
Гонды	11,0	гонди, хинди
Греки	20,0	греческий
Грузины	4,0	грузинский
Гуджаратцы	60,0	гуджарати
Гураге	2,6	амхарский, чаха, соддо
Датчане	7,0	датский
Даяки	3,7	даякские
Динка	3,0	динка
Евреи	14,0	иврит, идиш, ладино
Занде (санде, базенда, басинги, ньям-ньям)	2,7	занде
Зулу (зулусы)	10,5	зулу
Ибибио	6,8	ибибьо
Игбо (ибо)	30,0	игбо, английский, пиджин
Илоки	10,3	илоканский, тагальский, пангасинанский
Ирландцы	80,0	ирландский, английский
Испанцы	47,0	испанский
Итальянцы	130,0	итальянский
Йоруба	30,0	йоруба
Кабилы	6,0	кабийский
Казахи	16,0	казахский
Календжин	3,5	восточносуданские
Камба (акамба)	3,8	камба, английский, суахили
Каннара (каннада, каннадига)	45,0	каннада
Канури (бери-бери, ага)	4,0	канури
Карены	7,4	каренские
Каталонцы	11,2	каталанский, испанский, французский
Кашмирцы	4,6	кашмири
Кечуа	25,0	кечуа, испанский
Кикуйю (гикуйю, агикуйю)	6,0	кикуйю
Киргизы	4,5	киргизский, русский
Китайцы	1310,0	китайский
Колумбийцы	48,0	испанский
Конго (баконго)	10,0	киконго, французский, португальский
Копты	7,0	арабский, коптский
Корейцы	81,0	корейский
Коса (амакоса, кафры)	7,9	коса, английский, африкаанс
Костариканцы	3,5	испанский
Кру (крао, крави, крумен) [группа народов]	4,0	языки кру
Кубинцы	12,0	испанский
Курды	38,0	курдский
Кхмеры	16,0	кхмерский
Лао (лаосцы)	19,0	лаосский
Литовцы	3,2	литовский
Луба (балуба)	11,0	луба
Луо	3,5	дхолуо
Лухья (луйя, абалуя)	4,8	лухья
Мавры (мавританцы)	3,0	мавританский, арабский
Мадурцы	10,5	мадурский, индонезийский
Мазендеранцы	4,0	мазендеранский, фарси
Майя	7,0	майя, испанский, креольский, английский
Макасары	2,6	макасарский
Македонцы	2,5	македонский
Макуа (маква, макоане, нгуру, чуабо)	8,6	макуа
Малави (марави)	7,0	ньянджа, манганджа, чиньянджа
Малагасийцы	20,0	малагасийский, французский
Малайцы	27,8	малайский

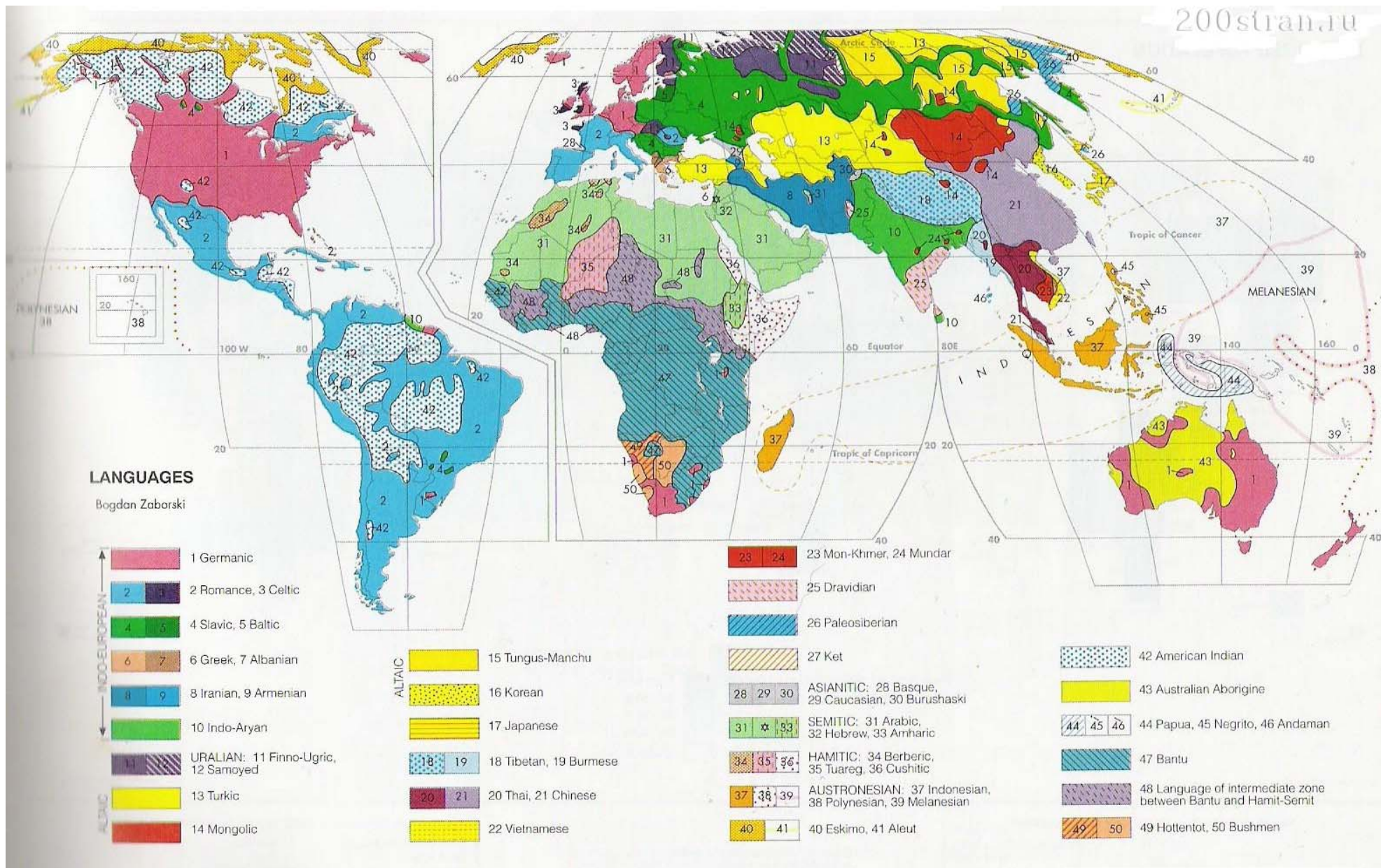
Название народа	Численность, млн. чел.	Языки
Малаяли	36,0	малаялам
Малинке (мандинка)	13,0	мандинка
Маньчжуры (маньчжу, нялма, маньчжу жэнь)	10,7	маньчжурский, китайский
Маратхи (махараштрийцы)	80,0	маратхи
Матабеле	2,6	исиндебеле
Мексиканцы	147,0	испанский
Минангкабау	7,0	минангкабау, индонезийский, малайский
Молдаване	3,4	молдавский (румынский)
Монго (монго-нкунду)	5,0	монго-нкунду
Монголы	10,0	монгольский
Моси (мossi, мосе)	9,0	мооре, французский
Мяо	12,0	мяо (хмонгский)
Немцы	140,0	немецкий
Непальцы	20,0	непали
Никарагуанцы	7,0	испанский
Нилоты [группа народов]	19,0	нилотские языки
Норвежцы	12,0	норвежский
Овимбунду (умбунду)	5,0	умбунду
Ория	35,0	ория
Оромо (галла)	25,0	оромо
Пампанган	2,9	пампанган
Панджабцы (пенджабцы)	120,0	панджаби, хинди, лахнда, урду
Папуасы [группа народов]	4,6	папуасские
Парагвайцы	6,5	испанский, гуарани
Пахари [группа народов]	6,0	пахари, хинди, урду, английский
Педи	3,0	северный сото
Персы	81,0	фарси
Перуанцы	14,0	испанский, кечуа
Поляки	60,0	польский
Португальцы	31,2	португальский, мирандский
Пуэрториканцы	8,5	испанский, английский
Раджастханцы (раджастхани)	18,0	хинди, раджастхани
Руанда (ньяруанда)	13,5	киньяруанда
Румыны	23,8	румынский
Рунди	7,0	рунди
Русские	133,0	русский
Сальвадорцы	6,0	испанский
Сардинцы (сарды)	2,5	сардинский
Сенуфо (сене, сиена)	3,8	сенуфо
Сербы	13,0	сербско-хорватский (на кириллице)
Сиамцы	90,0	тайский
Сингалы (сингальцы)	12,0	сингальский
Синдхи	60,0	синдхи
Сицилийцы	15,0	итальянский, сицилийский
Словаки	6,2	словацкий
Словенцы	2,5	словенский
Сомалийцы	17,0	сомалийский
Сонгай [группа народов]	4,5	сонгайские
Сукума	3,2	сукума (гве)
Сунды (сунданцы)	25,0	сунданский
Суто (басуто)	4,3	сесото
Тагалы (тагалог)	22,0	тагальский, английский
Таджики	30,0	таджикский, дари
Тамилы	77,0	тамильский
Татары	7,0	татарский, русский
Телугу (телингана, андхра)	75,0	телугу
Тибетцы	5,4	тибетский
Тиграи	7,0	тигринья

Название народа	Численность, млн. чел.	Языки
Тсвана (чуаны)	5,0	тсвана, африкаанс
Тсонга	4,8	тсонга
Туареги	5,2	арабский, французский, тамашек
Турки	75,0	турецкий
Туркмены	8,0	туркменский
Узбеки	29,0	узбекский
Уйгуры	11,0	уйгурский
Украинцы	45,0	украинский, русский
Уругвайцы	3,2	испанский
Фанг (пангве, пахуин, фанве, мфанг) [группа народов]	2,8	фанг (с диалектами), яунде (с диалектами), булу, бене, бети, мвеле
Финны	6,5	финский
Фламандцы	7,2	южный вариант нидерландского
Фон (дагомейцы, восточные эве)	3,5	фон
Французы	57,0	французский
Фульбе (пуль, филани, фулани, фула, феллата, фуланке)	13,0	фула (фульбе)
Хазарейцы	7,0	дари (хазара)
Хауса	35,0	хауса
Хорваты	6,9	сербско-хорватский (на латинице)
Хуэй (дунгане, лохуэй, хуэйцзу, хуэйминь)	10,0	диалекты китайского языка
Цыгане	10,0	цыганский, домари, ломаврен, языки стран проживания
Чехи	12,0	чешский
Чилийцы	11,4	испанский
Шаны	5,0	шанский
Шведы	15,0	шведский
Шона (машона)	13,0	чишона
Шотландцы	41,0	англо-шотландский, английский, гэльский
Эве	4,8	эве
Эквадорцы	5,7	испанский, кечуа
Яванцы	125,0	яванский
Яо (зао)	3,0	яо, китайский, чжуанский
Японцы	130,0	японский

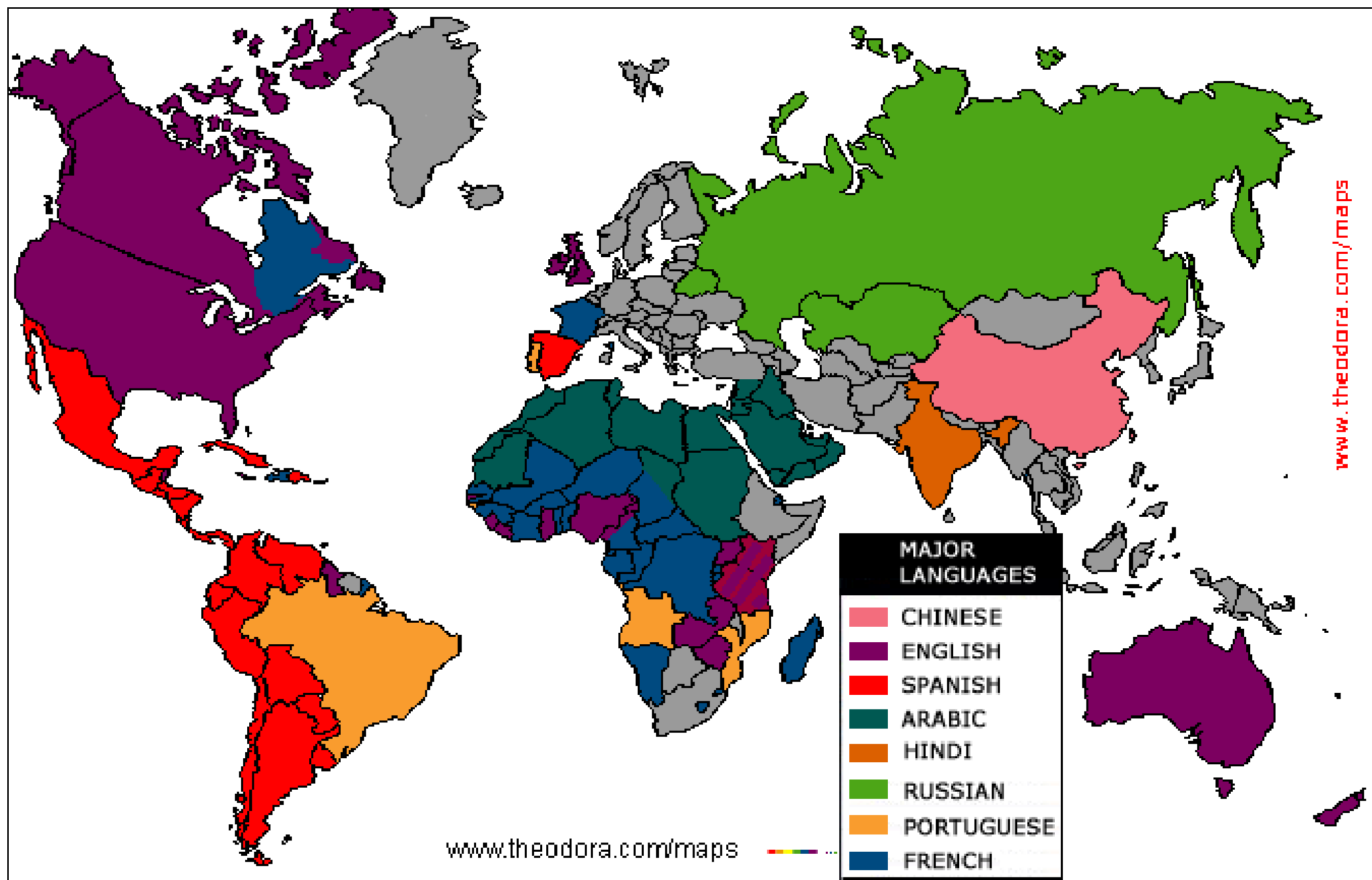
ЭТНИЧЕСКИЕ КАРТЫ



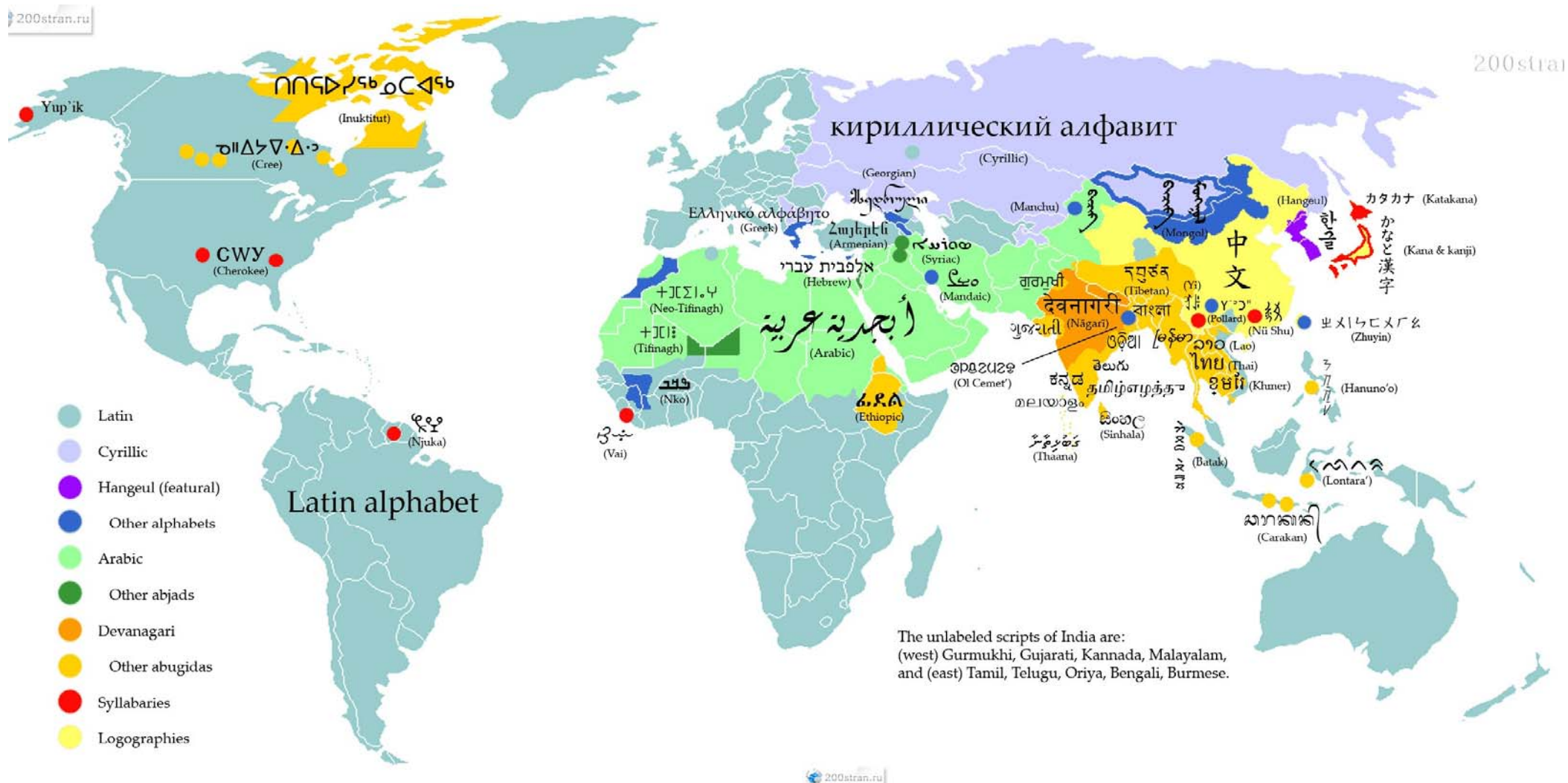
Языки народов мира

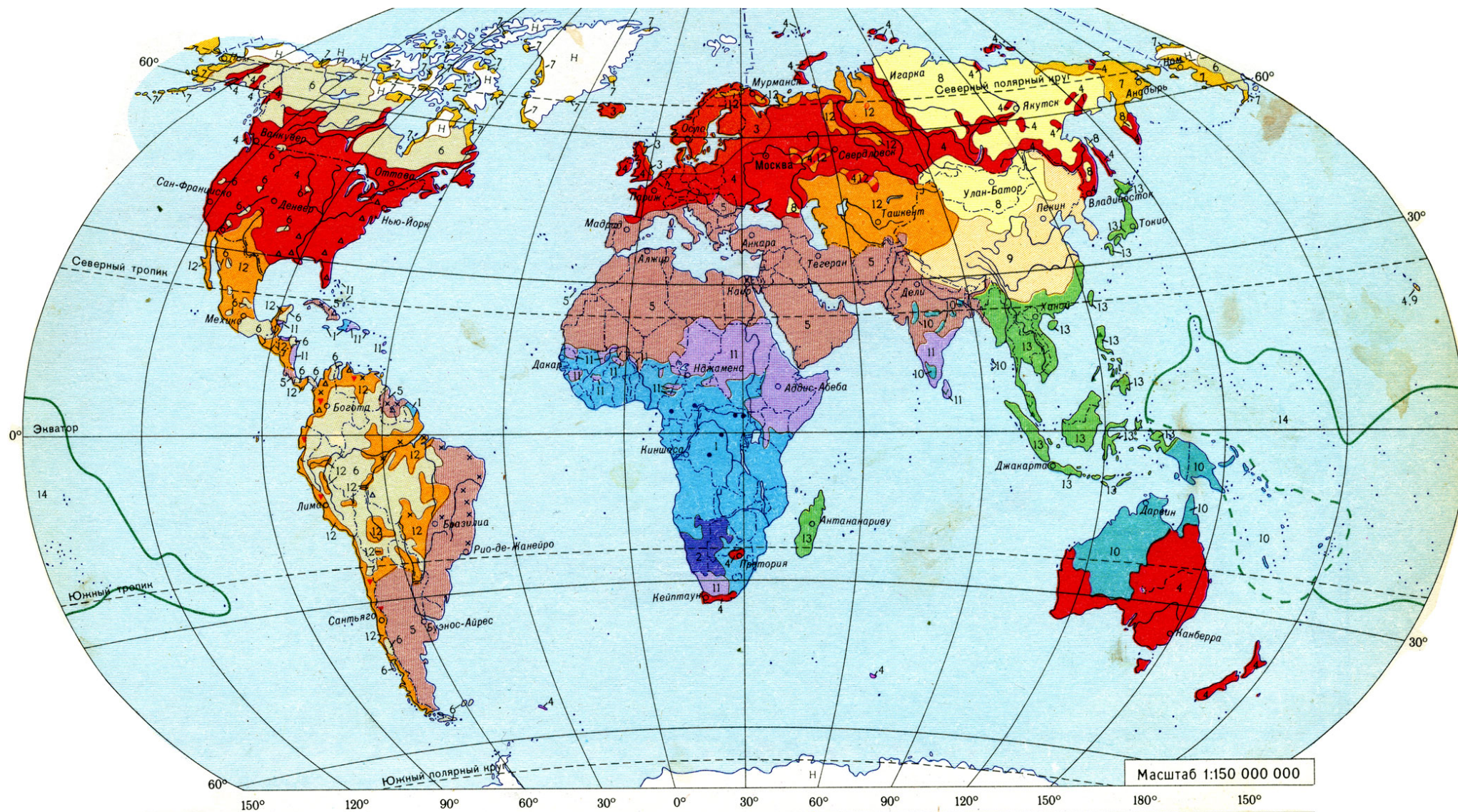


Языковые семьи мира



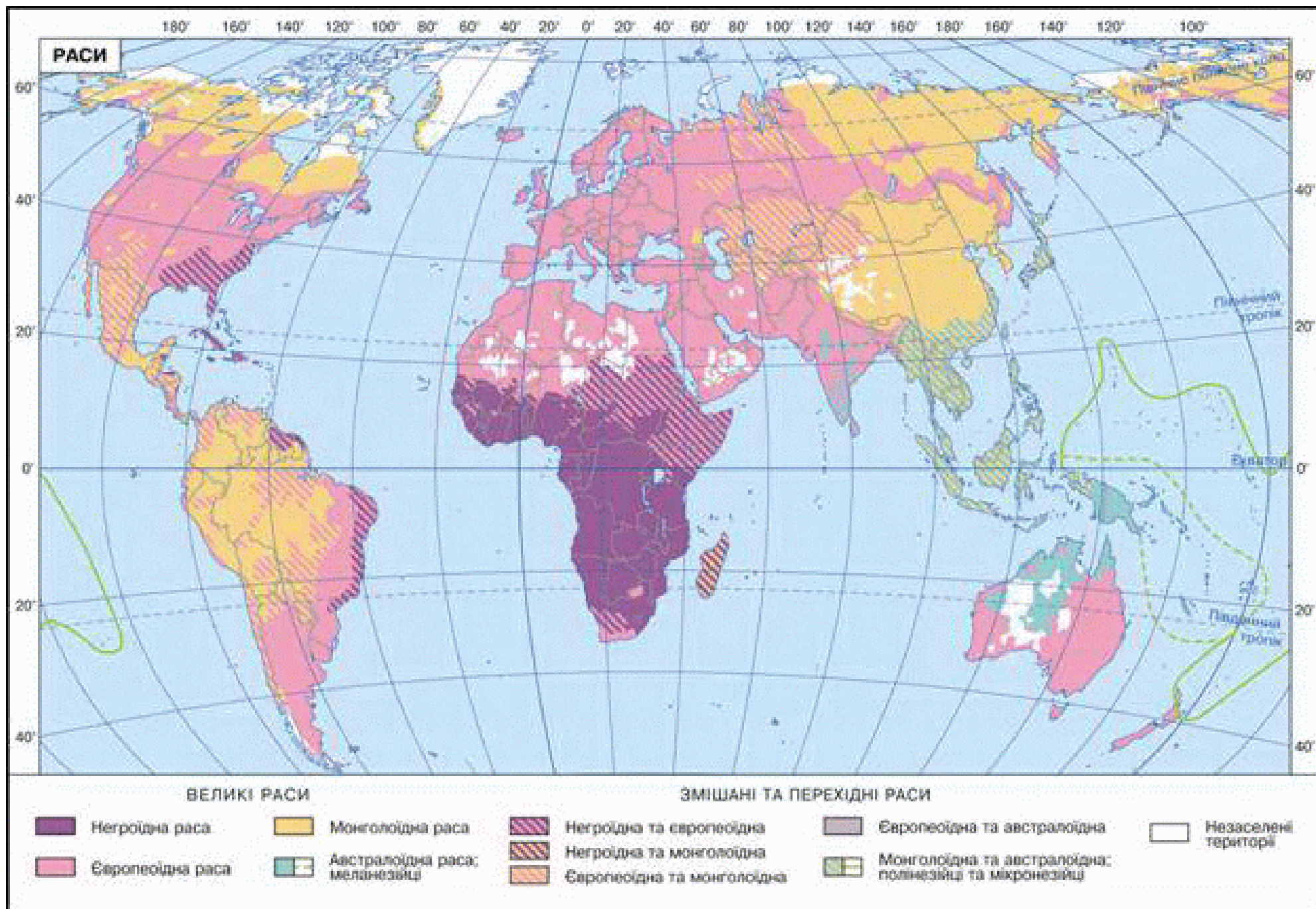
Официальные языки в мире



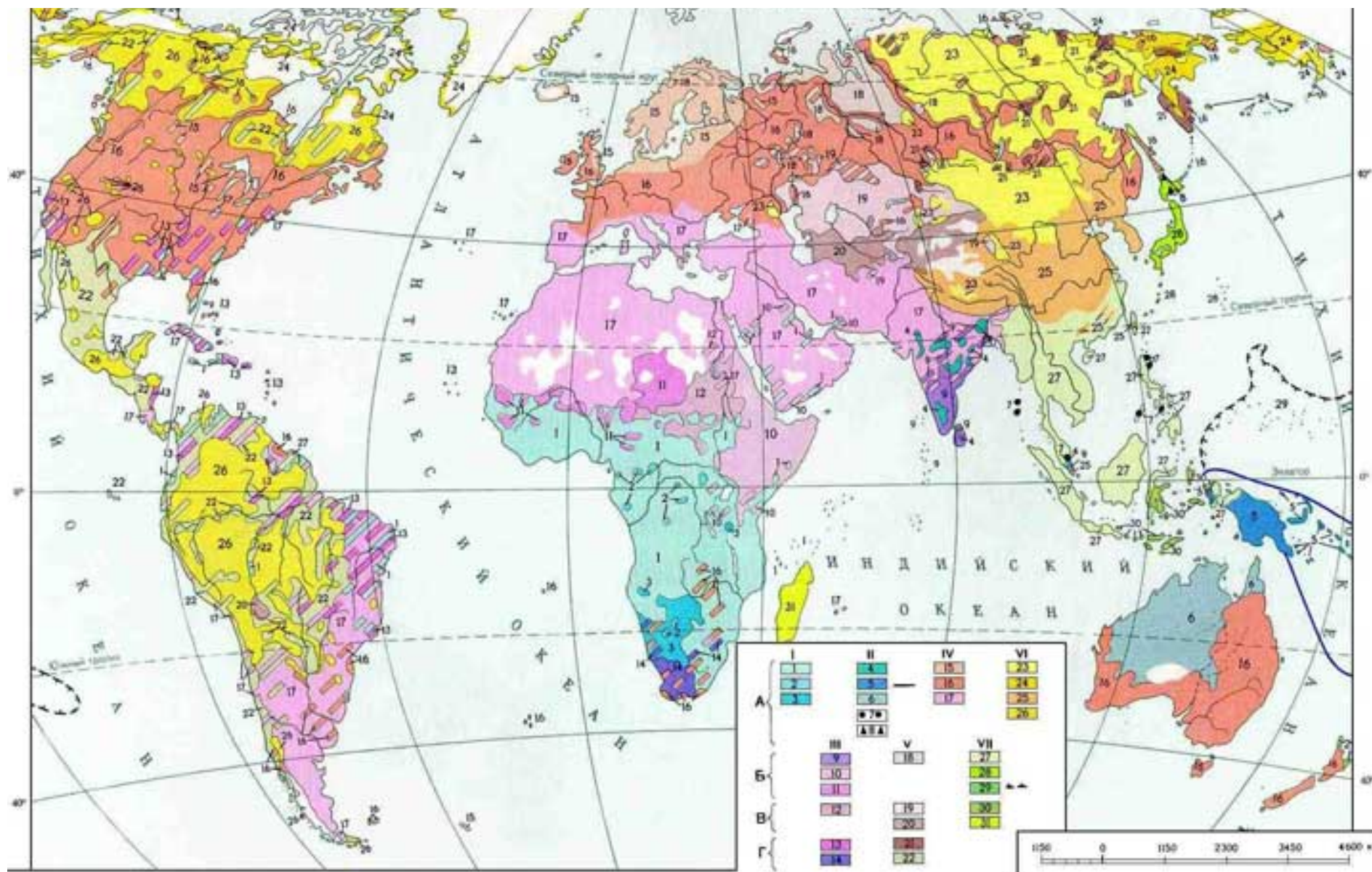


НЕГРОИДНАЯ БОЛЬШАЯ РАСА	ЕВРОПЕОИДНАЯ БОЛЬШАЯ РАСА	МОНГОЛОИДНАЯ БОЛЬШАЯ РАСА	АВСТРАЛОИДНАЯ БОЛЬШАЯ РАСА	ПЕРЕХОДНЫЕ И ПРОМЕЖУТОЧНЫЕ ТИПЫ МЕЖДУ БОЛЬШИМИ РАСАМИ
<ul style="list-style-type: none"> 41 Негры Негрилли 2 Бушмены и готтентоты 	<ul style="list-style-type: none"> 3 Северная ветвь 4 Переходные и средне-европейские типы 5 Южная ветвь 	<ul style="list-style-type: none"> 6 Американские индейцы 7 Эскимосы и палеоазиаты 8 Североазиатская ветвь 9 Восточноазиатская ветвь 	<ul style="list-style-type: none"> 10 Австралийцы, папуасы, веддоиды Негритосы Айны 	<ul style="list-style-type: none"> 11 Негроидной и европеоидной 12 Европеоидной и монголоидной 13 Монголоидной и австралоидной 14 Полинезийцы Н Незаселенные территории

Расы населения мира



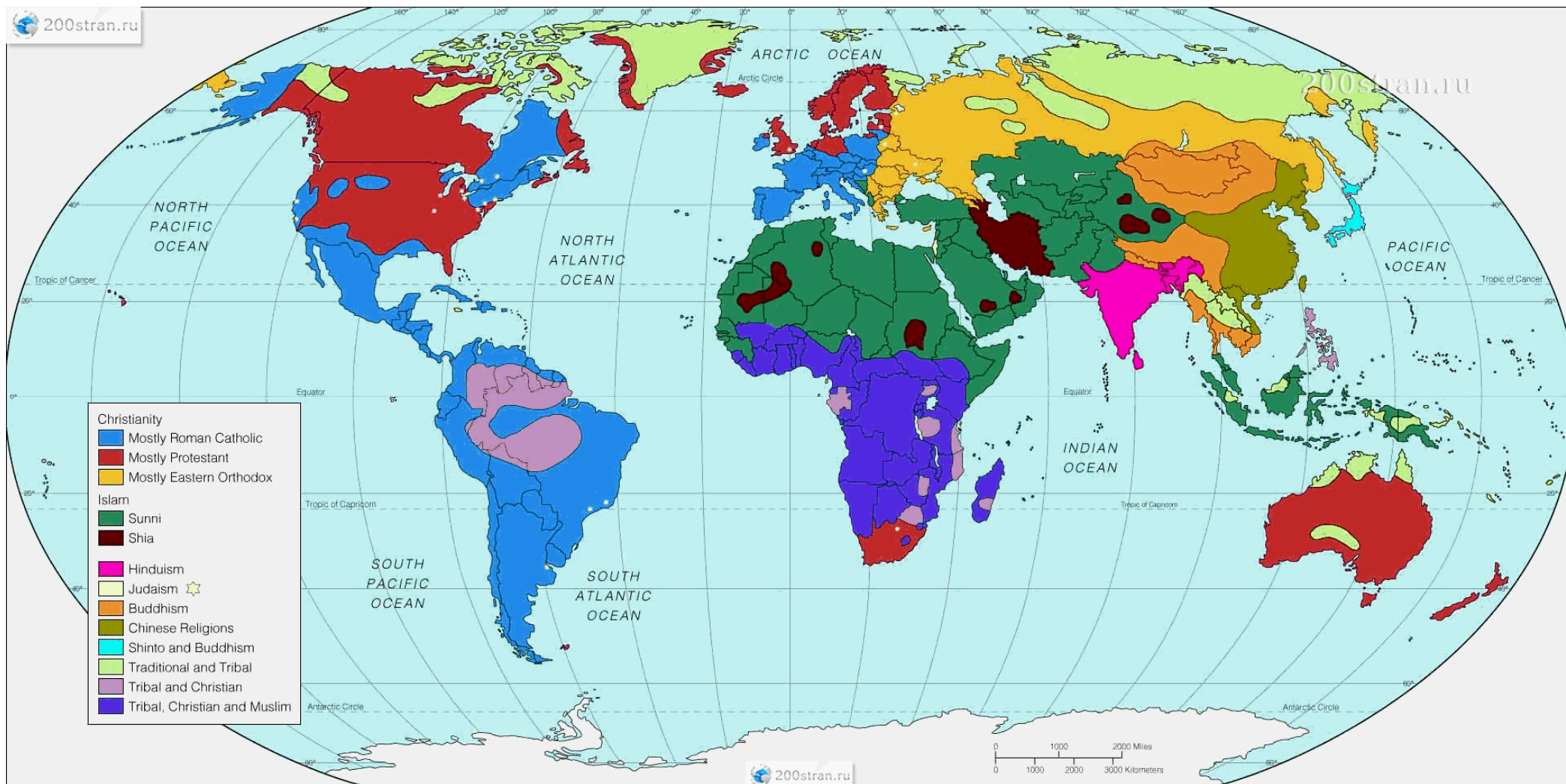
Расы населения мира



А – ДРЕВНИЕ РАСЫ. Б – РАННИЕ ПЕРЕХОДНЫЕ ГРУППЫ. В – СРЕДНЕВЕКОВЫЕ ПЕРЕХОДНЫЕ И СМЕШАННЫЕ ГРУППЫ. Г – ПОЗДНИЕ СМЕШАННЫЕ ГРУППЫ

I. Экваториальные негроидные расы: 1–негры, 2–нигрилю (диогей), 3–бушмены и хотентоты; II. Экваториальные астралоидные расы: 4–везамы, 5–капуасы и меланезийцы, 6–австралийцы, 7–негритосы, 8–аины; III. Переходные группы между экваториальными и европеоидными расами: 9–восточноазиатская раса, 10–эфиопская раса, 11–переходные группы Западного Судана, 12–смешанные группы Судана, 13–американские индейцы, 14–южноафриканские «цветные»; IV. Европеоидные расы: 15–северные, 16–переходные, 17–южные; V. Переходные группы между европеоидными и монголоидными расами: 18–уральская раса, 19–восточносибирская раса, 20–среднеазиатские смешанные группы, 21–смешанные группы Сибири, 22–американские индейцы; VI. Монголоидные расы: 23–континентальные, 24–арктическая, 25–тихоокеанские (восточноазиатские), 26–американские; VII. Переходные группы между монголоидными и экваториальными расами: 27–восточноазиатская раса, 28–японцы, 29–полинезийцы и микронезийцы, 30–восточнокондазийская группа, 31–жальгасийцы

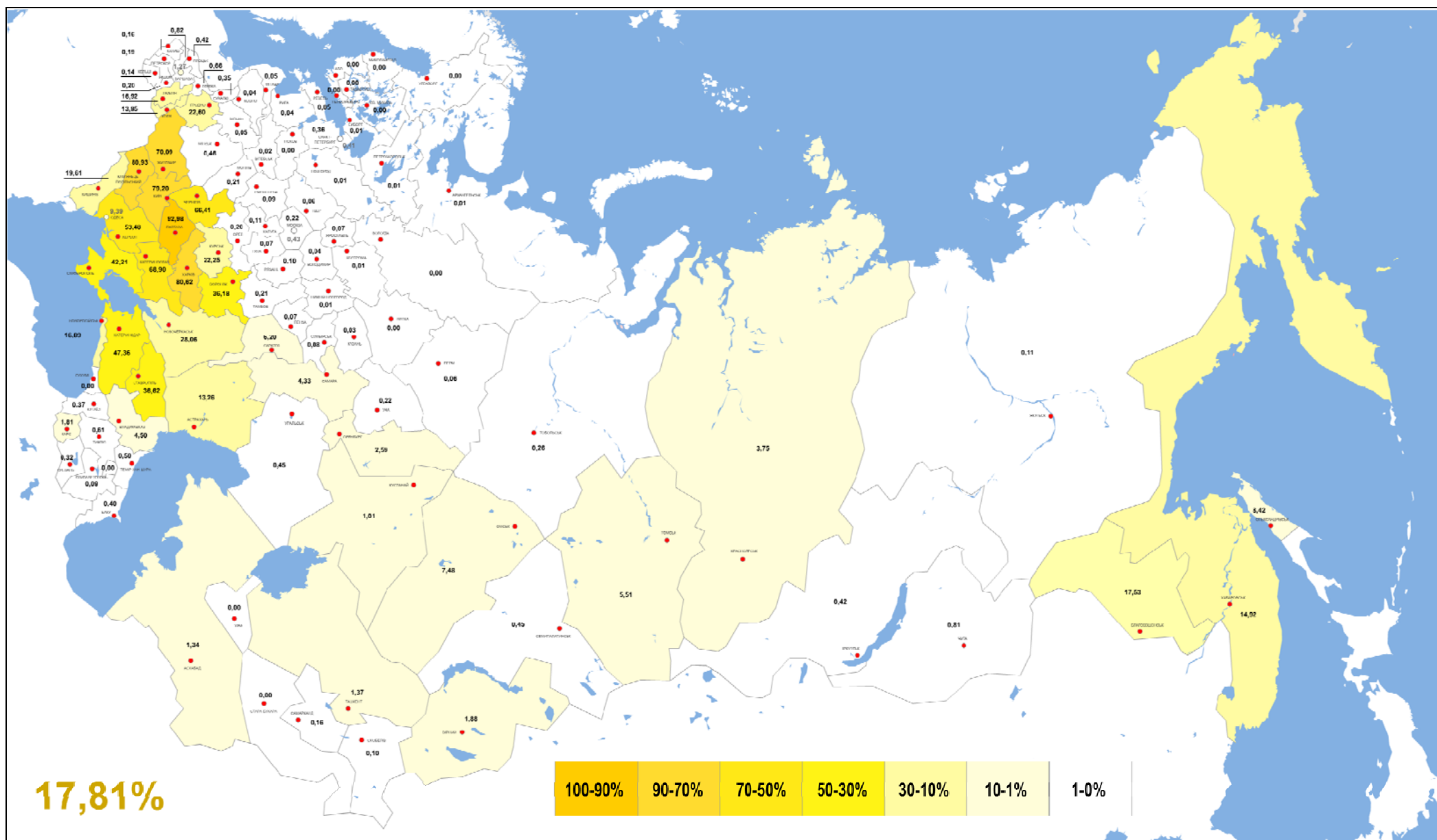
Расы населения мира



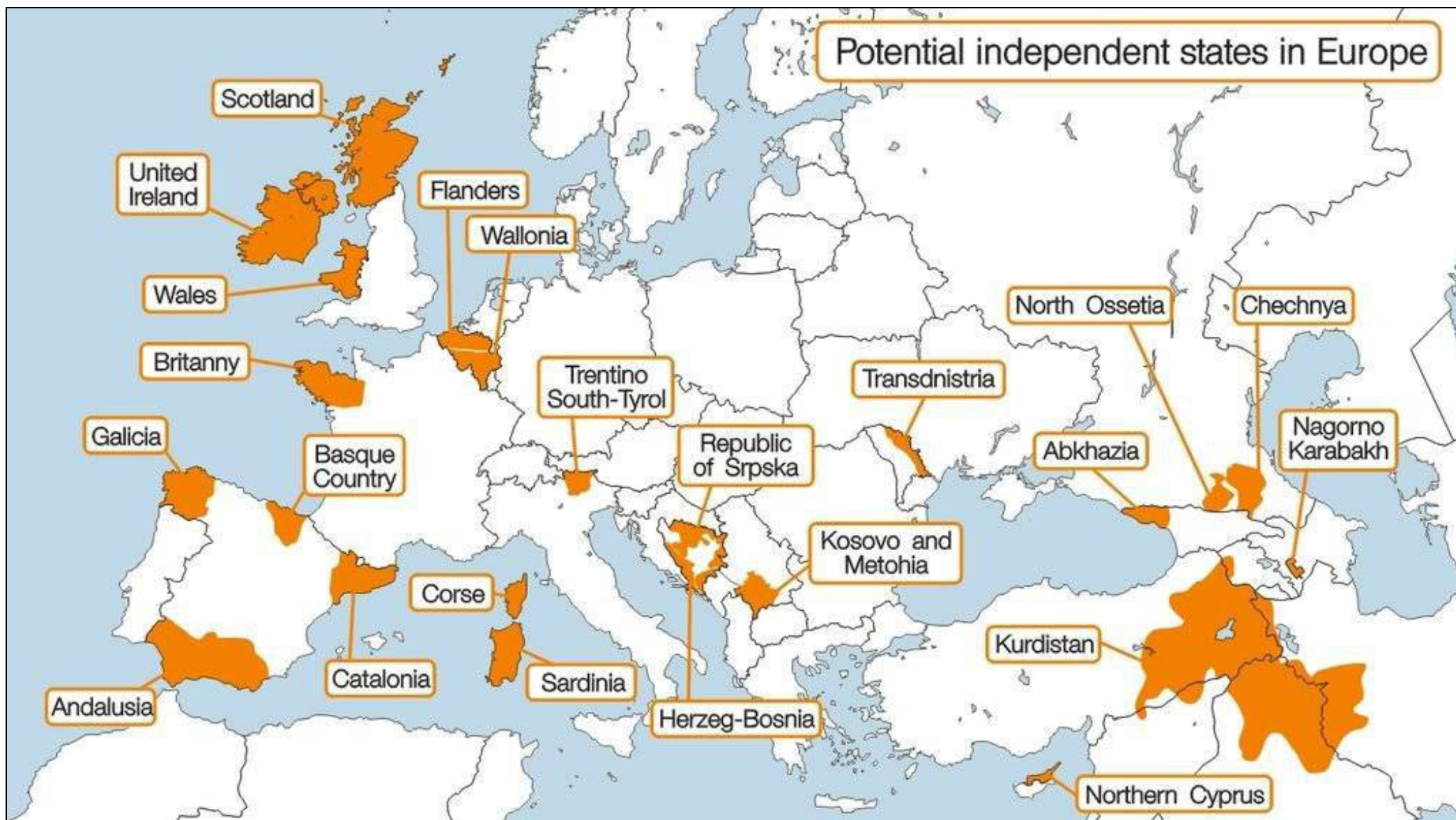
Религии в мире



Исламский мир



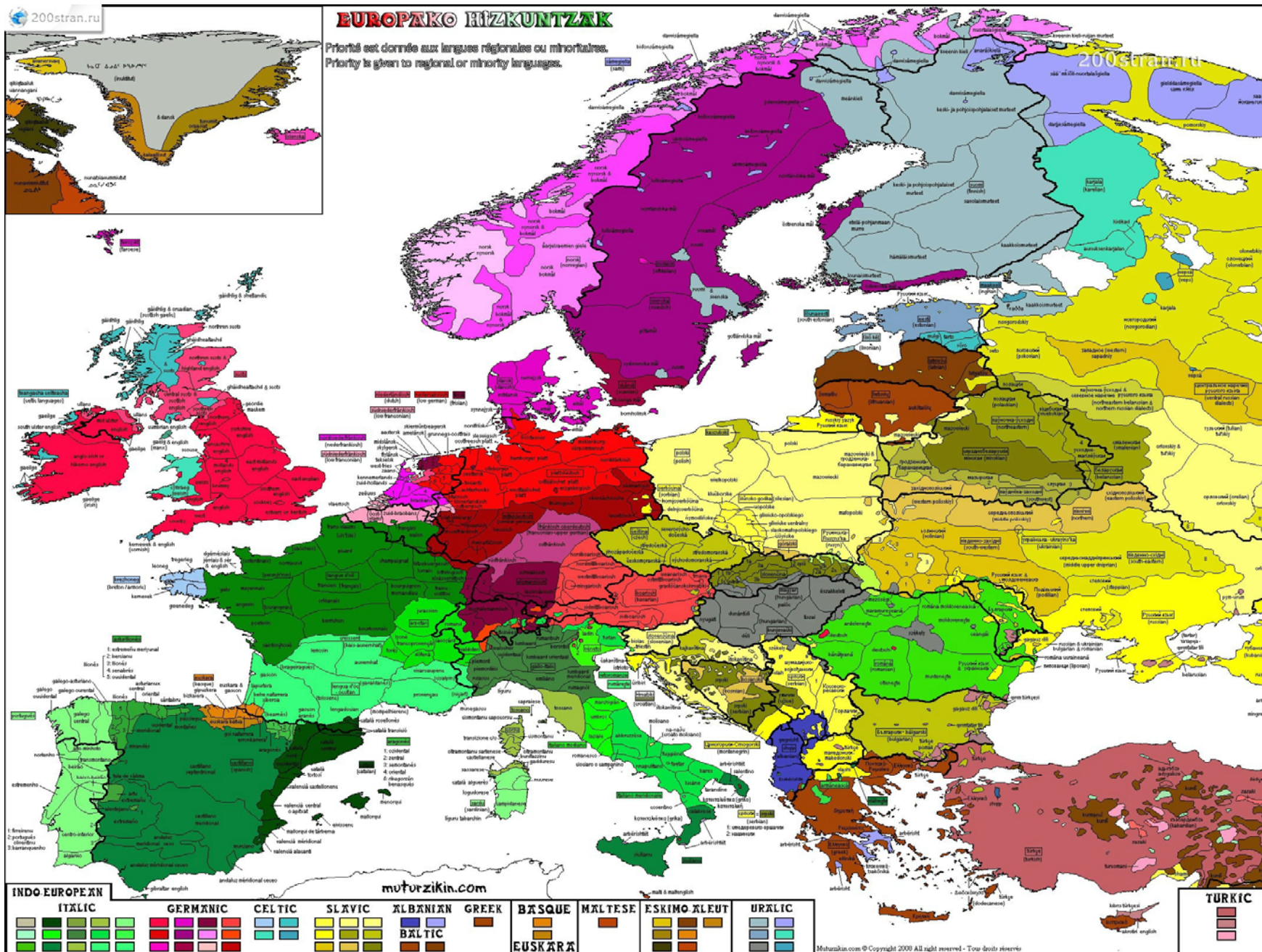
Украинцы в Российской империи (по переписи 1897 г.)



Сепаратизм в Европе

EUROPAKO HIZKUNTZAK

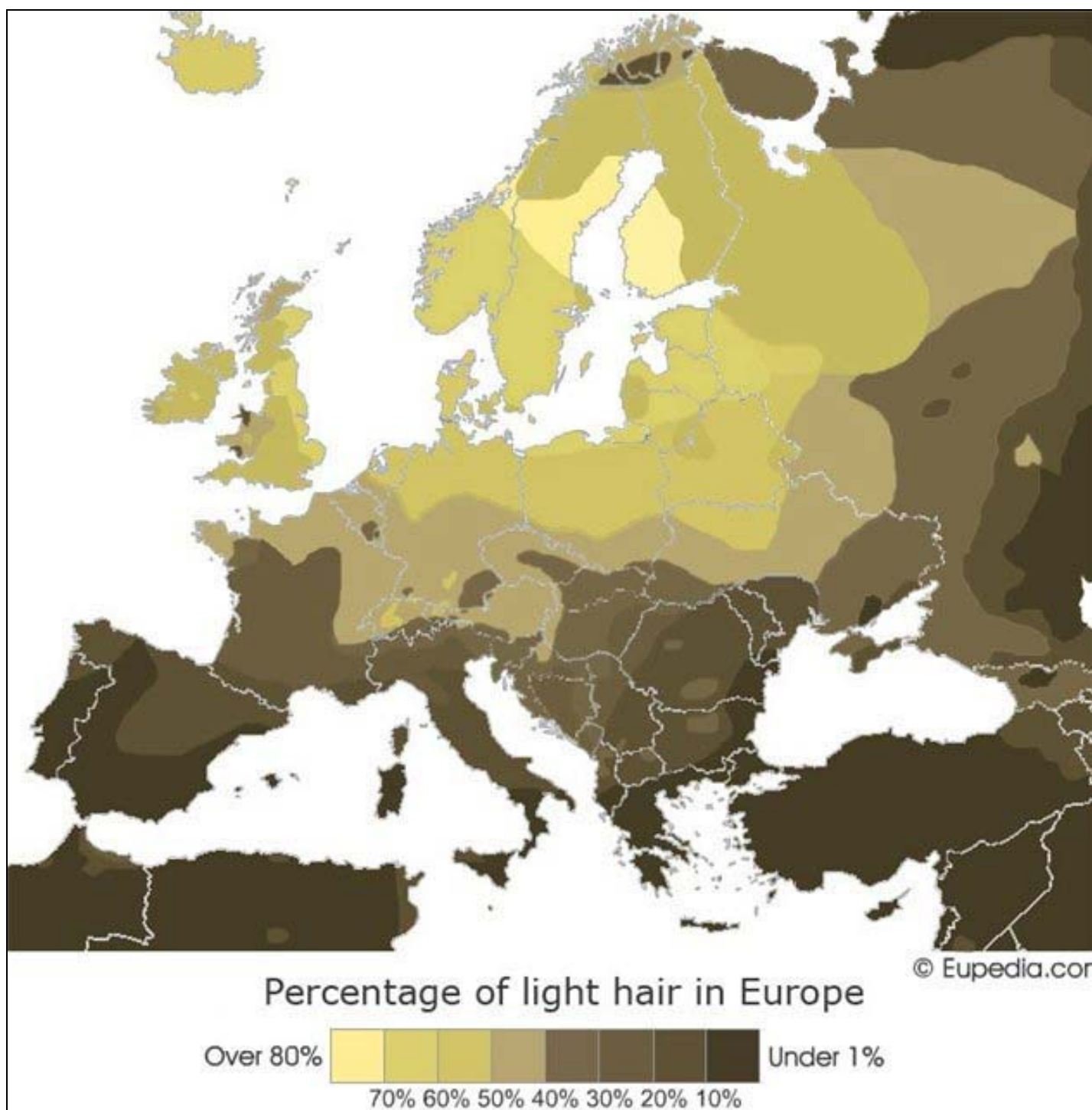
Priority is given to regional or minority languages.
Prioriteti est donnée aux langues régionales ou minoritaires.



Лингвистическая карта Европы

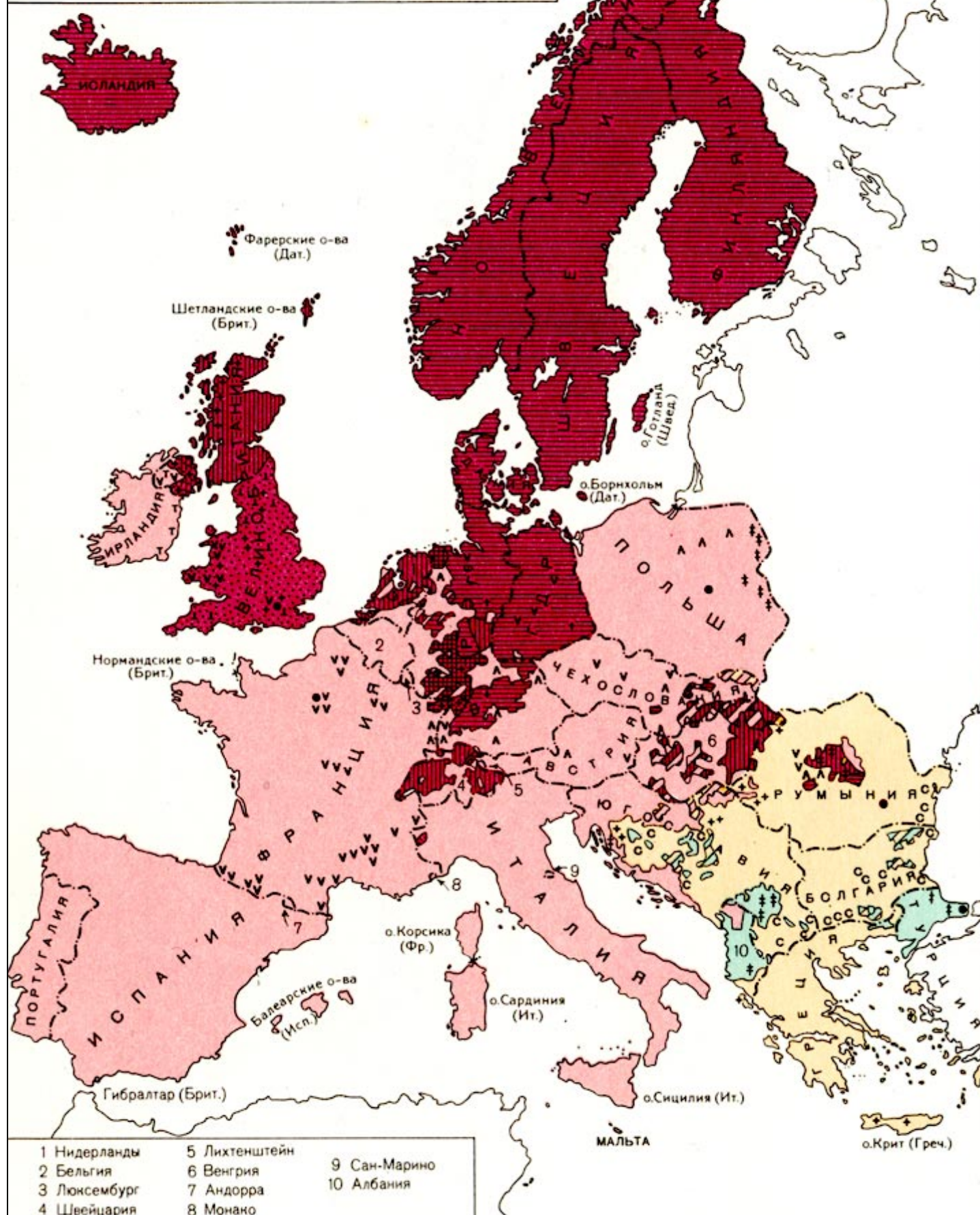


Лингвистическая карта Европы



Частота блондинов в Европе

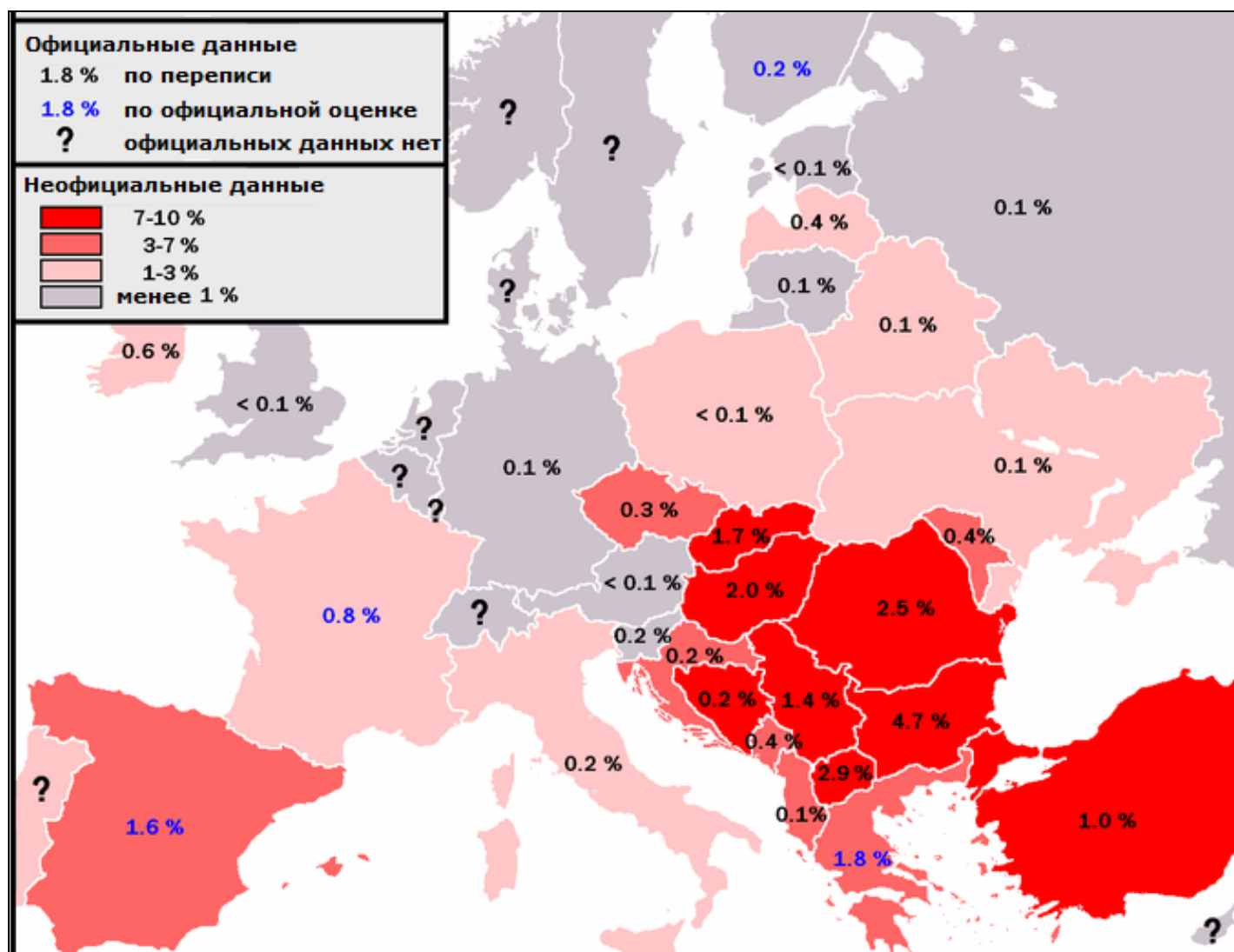
РЕЛИГИИ ВЕРУЮЩЕГО НАСЕЛЕНИЯ ЗАРУБЕЖНОЙ ЕВРОПЫ



Религии европейских стран



Этническая карта Балканского региона



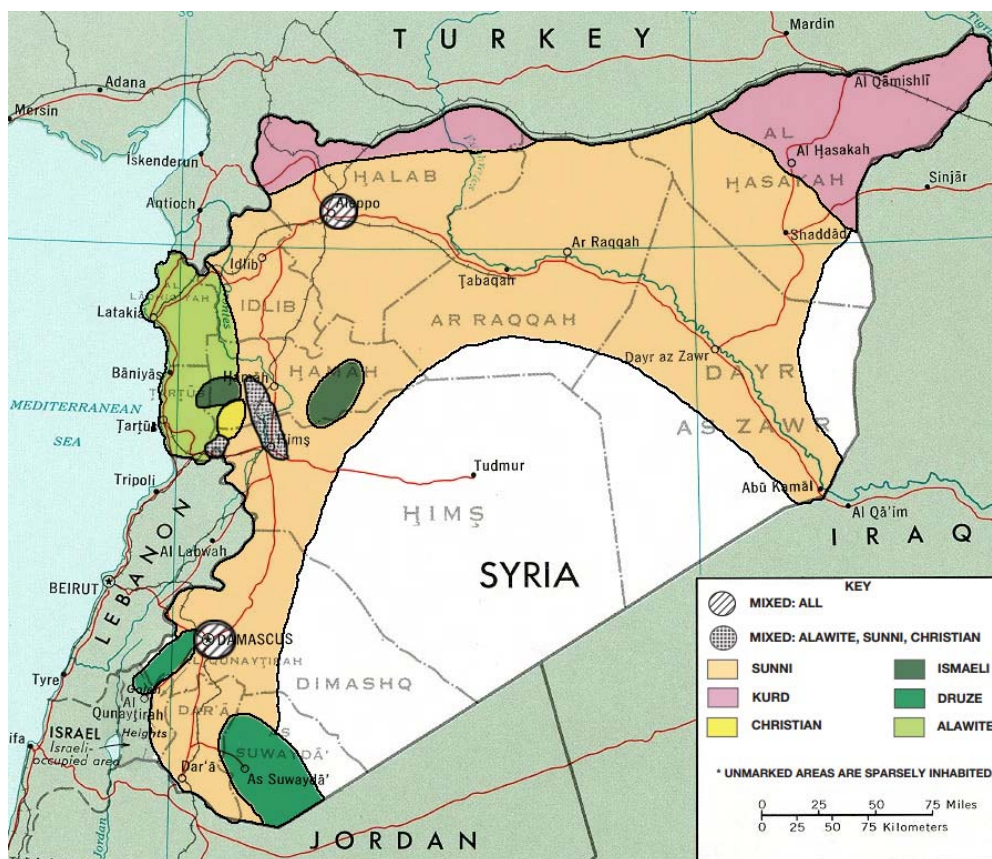
Цыганское население в Европе



Этнолингвистические группы в Турции



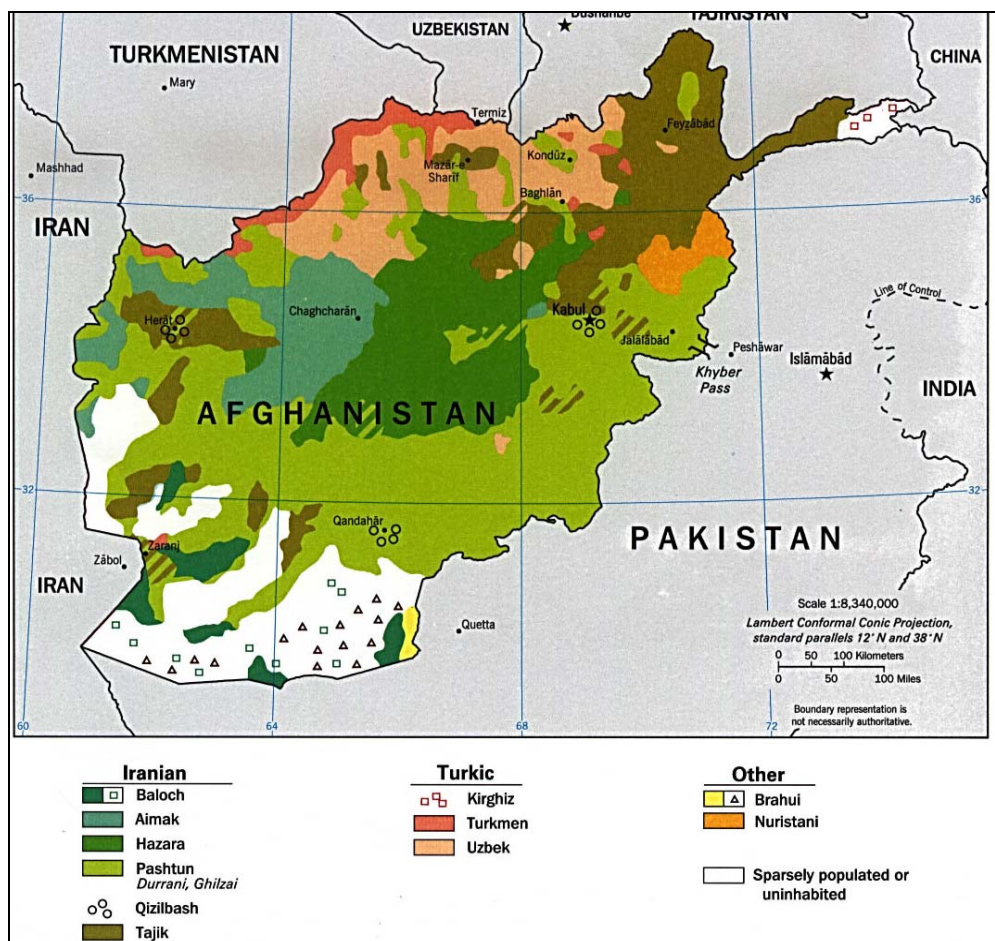
Территория Курдистана



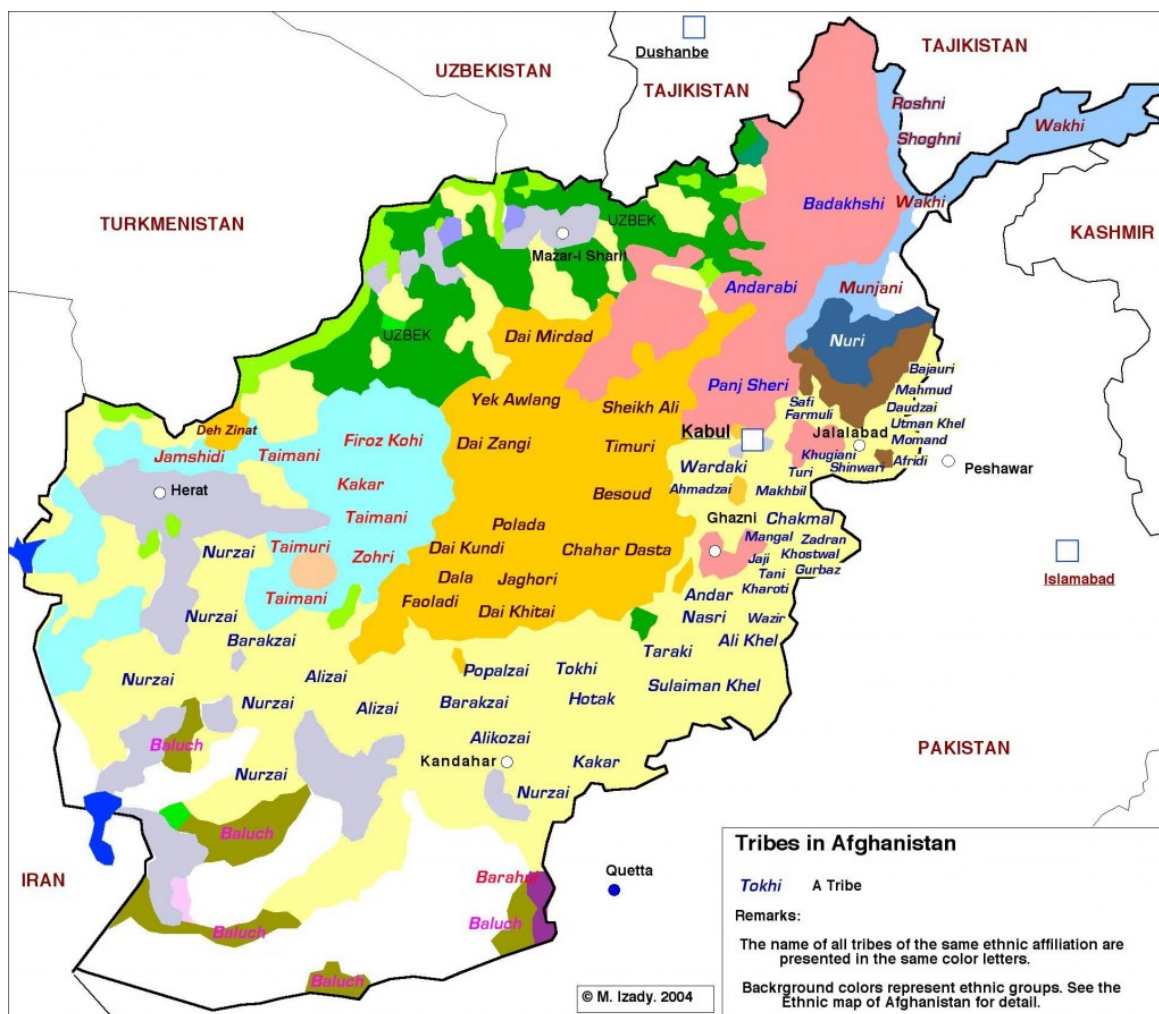
Этнорелигиозные группы в Сирии



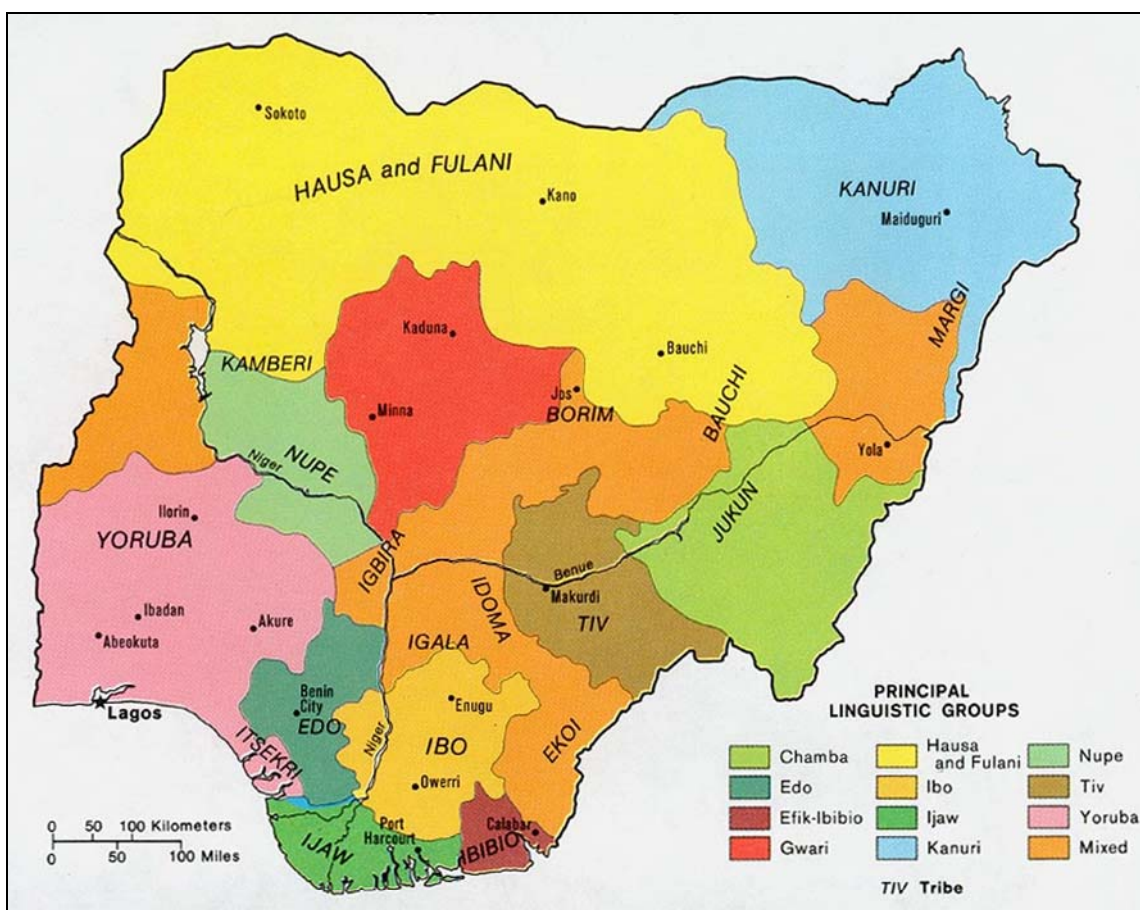
Этнорелигиозные группы в Иране



Этнолингвистические группы в Афганистане

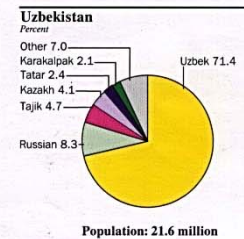
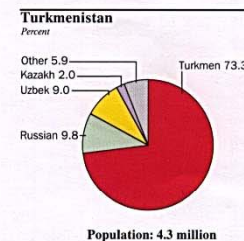
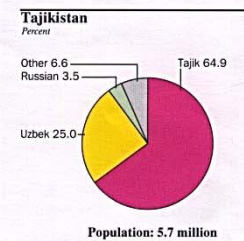
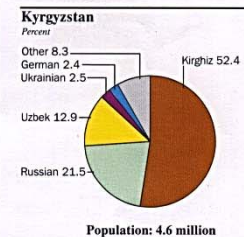
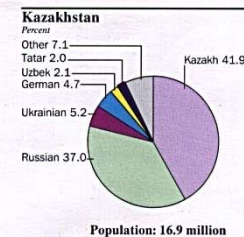
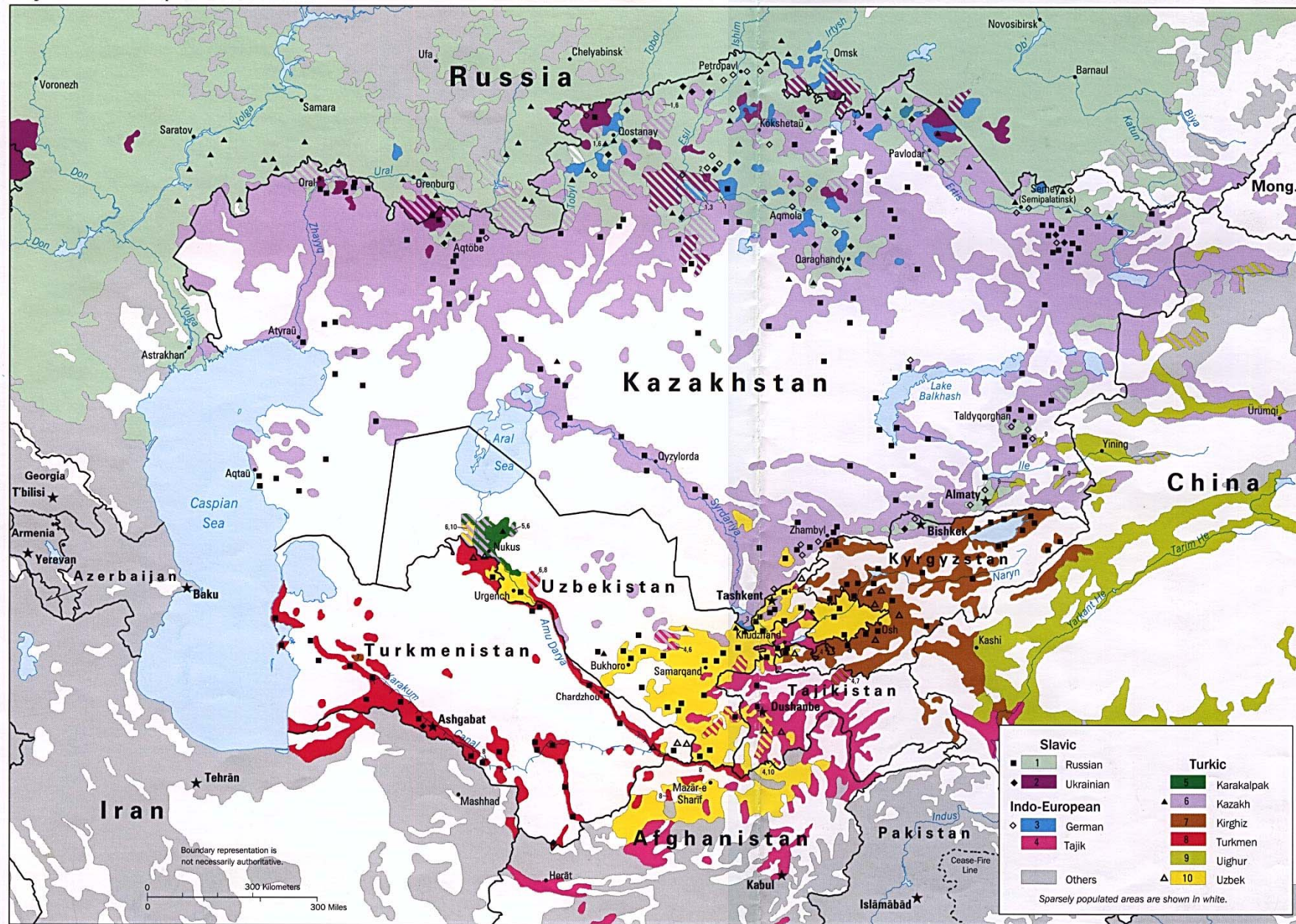


Основные племена в Афганистане

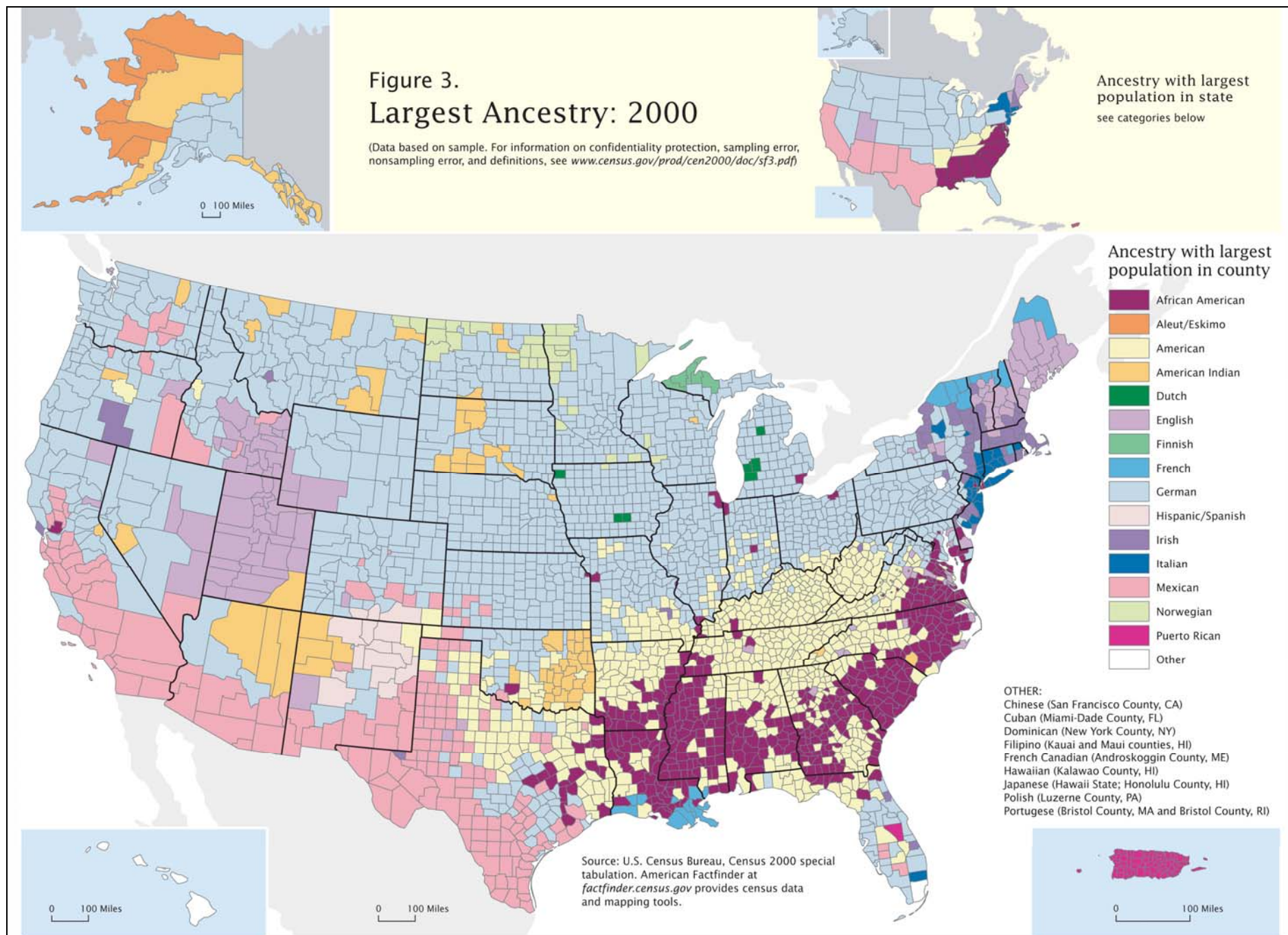


Основные лингвистические группы в Нигерии

Major Ethnic Groups in Central Asia



Основные этнические группы в Центральной Азии



Этнический состав населения США

